

Catalogues



VANICO
MARONYX

INDEX

Click on each collection to explore its contents in detail.

PENTHOUSE - SKYLINE

PENTHOUSE - PLAZA

PENTHOUSE - FACADES

PENTHOUSE - FURNSPIN

NEOLITO

DUO

FUZION

FUZION - POWDER ROOM

CUBIK

ESSENTIA

CONSOLE

MINI



SKYLINE



PENTHOUSE

SERIES



PLAZA 21 undermount sink

IMAGES (cover page)

1 SKYLINE-10

Vanity with glass facade in DIAMANTE pattern, chrome background and white metal frame with mirror

Vanity in satin lacquer Twilight L-15

$\frac{3}{4}$ " Trend quartz countertop Cloudburst concrete Q-4011

2 SKYLINE-16

Vanity, full height medicine cabinet and mirror in wood Oiled walnut WW-201-C, ARCHITECTURAL pattern with brushed gold metallic background

$\frac{3}{8}$ " quartz countertop Tramontana Q-TRA with side waterfalls and PLAZA 21 undermount sink

3 SKYLINE-18

Vanity and medicine cabinets in wood Moka hickory WPH-253-C

Double vanity top MUSE with side waterfalls in $\frac{1}{2}$ " PureSolid White PS-00

TECHNICAL SUPPORT

(450) 471-4447 | 1 800 921-9508, ext. 710

quote@vanico-maronyx.com | www.vanico-maronyx.com

Note: Vanico-Maronyx reserves the right to change without notice a technical feature, a component or a manufacturing aspect, as deemed necessary.

INDEX

04	COLLECTION HIGHLIGHTS
	PRESENTATION of the 3 models
06	SKYLINE-10
06	SKYLINE-16
07	SKYLINE-18
08	COMMON FEATURES
10	VANITY
12	LINEN CABINET
13	FULL HEIGHT MEDICINE CABINET
14	VANITY TOP, COUNTERTOP, PURESOLID AND SINK
22	MIRROR AND MEDICINE CABINET
25	PURCHASING PROCESS

COLLECTION HIGHLIGHTS

REFINED DESIGN



Transform your bathroom with our contemporary SKYLINE vanity. With 13 customizable facades, you can choose from over 500 combinations of materials and finishes to create a space that reflects your style.



Option: Discover our exclusive white integrated handle, designed to create a two-tone effect that will enhance the elegance of your bathroom.

Our quartz countertop is available in two thicknesses: a 3/4" version and a slim 3/8" version, to suit your aesthetic preferences. The PureSolid 1/2" vanity top adds a modern touch to your bathroom.

For an even more sophisticated look, choose our countertop and vanity top with waterfall options. The waterfall effect highlights the material of your countertop and enhances the presence of the facade.



Complete your layout with our slim medicine cabinets of refined proportions, equipped with laminated double-sided mirror doors for a flawless finish.

Discover our full height medicine cabinet, the perfect storage solution when a mirror is used above a vanity.

FEATURES AND HARDWARE

Discover the [Hettich Avantech You](#) drawer system. Designed with a slide of the latest generation, this system offers smooth and quiet operation.

The slim ash metal sides add a modern touch to your furniture. Easily organize your personal belongings with cleverly designed [drawer dividers](#) that optimizes storage space.

Option: The [synchronized push-to-open silent](#) feature allows effortless opening with a single press, even for wider drawers. You can also add the option of integrated lighting for perfect visibility inside your drawers.



The [dressing station option](#) is available across our entire range of medicine and linen cabinets. Designed to meet your beauty and care needs, this feature optimizes your daily routine.



Illuminate your daily routine with the [thoughtfully designed lighting](#) feature in all the products of this collection.

Our mirrors and medicine cabinets benefit from innovative lateral lighting, eliminating any shadowed areas for perfect visibility.

The interior of medicine and linen cabinets is animated by a light transforming each opening into a moment of clarity.

3 VANITY MODELS

SKYLINE-10



The SKYLINE-10 vanity is designed for powder rooms and minimalism enthusiasts. Its 10" height gives it a linear and discreet profile, seamlessly integrating into a clean and modern decor.

SKYLINE-16



The SKYLINE-16 vanity is designed for lovers of minimalist design who are looking for a solution that is both elegant and functional.

Its 16-inch front panel conceals a drawer cleverly divided by adjustable separators.



SKYLINE-18

The SKYLINE-18 vanity embodies the perfect harmony between symmetry and functionality.

Its slim silhouette of a height of 18" and equal drawers appeal to those who appreciate visual balance while maximizing storage.



Customize your space with our versatile range of vanities. Available in three distinct configurations: centered, off-centered, and double.

Express your unique style by choosing from our vast selection of facades.

For a refined finishing touch, choose a contemporary-designed waterfall vanity top.

COMMON FEATURES

MATERIALS


Furniture	Interior	Facade	Countertop
T Thermo	Ash	To make a choice, consult the Facades catalogue.	Q Quartz ¾" or ⅝"
S Sublime			P PureSolid ½"
W Wood			
L Satin lacquer			

DIRECTION OF THE TEXTURE OR WOOD GRAIN

The direction of the grain varies in function of the different types of facades.



HORIZONTAL GRAIN: PURE and METALUX facades in thermo and wood.



VERTICAL GRAIN: METALUX facades in FLUTEX glass and TEXTURED facades.

The direction of the grain of the vanity sides follows that of the chosen facade.
For the linen and medicine cabinets, the direction of the grain is always vertical.
For the mirror, the direction of the grain is always horizontal.

COLOR DEVELOPMENT IN SATIN LACQUER

Custom color developed from a Benjamin Moore paint code. Includes the production of a sample for approval (2-3 weeks lead time). The order will be confirmed once the sample is approved.



A-134-S

COMMON FEATURES

HANDLES INCLUDED



Horizontal handles for vanity

8 3/8" W - 192 mm (7 5/16") c.c.

67 BB

67 MW

67 CH

67 SG

Brushed black

Matte white

Chrome


Satin gold

70 BB

70 MW

70 CH

70 SG



#70 CH

Handles for linen cabinet

2 3/4" W - 50 mm (1 15/16") c.c.



PUSH-TO-OPEN SILENT

Always included on the full height medicine cabinet.
Optional on the vanity and linen cabinet.

OPENING SYSTEM



Discover our exclusive facade with integrated PureSolid handle. Consult the Facades catalogue for more details.

INTEGRATED HANDLES



A-162

EXTRA FOR HANDLE #71

Replacement of the standard handle for vanity #67 with handle #71.

Available on select facades only. Price per handle.

23 5/8" W - 480 mm (18 7/8") c.c.

71 MB Matte black

71 MW Matte white

71 BN Brushed nickel

VANITY

The drawers of our SKYLINE vanities are equipped with adjustable dividers to optimize the storage of your personal items.

INTERIOR



Upper drawer - SKYLINE-10 and 18



Bottom drawer - SKYLINE-18 and 16



Hidden drawer - SKYLINE-16



A-150

LIGHTING FOR DRAWER INTERIOR

Automatic activation on opening
Equipped with a rechargeable lithium battery that only requires one charge per year
4000 K
Price per drawer



A-160

CREDIT FOR HIDDEN DRAWER

Available only for SKYLINE-16
Removing the hidden drawer allows for storing taller items
Credit per drawer




AvanTech YOU

The AvanTech YOU drawer system is distinguished by its outstanding performance, variety of designs, flexible layouts and discreet technology. Use the adjustment capabilities (vertical, lateral and tilt) to obtain reveal alignment for your front panels.

Storage optimization

The storage space is optimized to offer maximum volume depending on the selected sink **for the SKYLINE-16 hidden drawer**. The integration of the **PLAZA** sink maximizes the available storage space in the top drawer of the SKYLINE.

Example: SKYLINE-16



PUSH-TO-OPEN SILENT DRAWER MECHANISM

With the push-to-open silent system, the drawer opens by a slight pressure on the front panel and closes softly and smoothly.

For large drawers, the synchronizing bar allows the mechanism to be activated even when pressing on the edges of the front panel.

Option sold individually, depending on the number of drawers.

LINEN CABINET



Enjoy assisted opening by choosing the push-to-open silent option. Its piston automatically retracts to allow for a soft and smooth closing.



Interior lighting activated by door opening.

Adjustable glass shelves.



Linen cabinet



A-136-LP

LAUNDRY BASKET

Removable basket with velcro and handles, easy to transport.

100% cotton, machine washable.

Available in the linen cabinet only.



A-153-LP

PUSH-TO-OPEN SILENT DOOR MECHANISM

Allows the door to be opened without a handle.

The assisted opening as well as soft and smooth closing, allows retractable piston.

DRESSING STATION (above)

Magnifying mirror (1x/5x, warm, neutral and cold lighting color, USB charging)

1 magnetic bar

2 cosmetic dividers

GFCI combination receptacle type A/C
USB in-wall charger as an option

A-154-L

FULL HEIGHT MEDICINE CABINET



- Push-to-open silent included.
- Interior lighting activated by door opening.
- Laminated double-sided mirror doors.
- Adjustable glass shelves.
- 2 heights available for alignment with the bottom of SKYLINE-16 and SKYLINE-18 vanities.



Linen cabinet and full height medicine cabinet



GFCI OUTLET on the side of linen cabinet or full height medicine cabinet
(black -**B** or white -**W**)

GFCI combination receptacle type A/C USB in-wall charger.

A-327

DRESSING STATION (above)

Magnifying mirror (1x/5x, warm, neutral and cold lighting color, USB charging)

1 magnetic bar, 2 cosmetic dividers, removable waste basket, flat iron and dryer stainless steel holder

GFCI combination receptacle (black -**B** or white -**W**) type A/C USB in-wall charger included

A-154

VANITY TOP AND COUNTERTOP



1/2" vanity top in PureSolid



3/4" quartz countertop



3/8" thin quartz countertop

WATERFALLS



Available for PureSolid vanity tops and quartz countertops.

The side waterfalls are the same thickness as the countertop:

- 1/2" PureSolid
- 3/4" quartz
- 3/8" quartz

These waterfalls highlight the material of your countertop, adding a touch of visual continuity to your space.



PURESOLID AND VANITY TOP

MATERIAL FOR VANITY TOP

PURESOLID®

PURESOLID is an advanced engineering composite that combines a natural mineral with innovative acrylic resin.



FEATURES

- Vanity top with side waterfalls available
- Thickness ½"
- 5 models of vanity tops available
- Horizontal overflow without trim



OBE



MOMENTO



MUSE



Satin finish

Soft to the touch, beautifully crafted by our experts.



Solid as rock

Ultra-dense composition providing a lifetime of worry-free usage.



Non-porous and easy to maintain

Hygienic, easy to clean and restorable to its original state.



UV ray, fire and heat-resistant

➤ Single hole, 8" cc or without drilling



PLAZA 21



PLAZA 42*

SINK BRIDGE



Available for PLAZA 42 vanity top
In PureSolid
Dimensions: 14" x 6 1/4"

*Available only with 48" vanity.
Possibility to install two faucets (18" cc).



UNDERMOUNT SINK

FEATURES

- 7 models of undermount sinks available
- PureSolid White PS-00
- Horizontal overflow without trim



PLAZA 21



MOMENTO



OBE



MUSE




3/4" quartz countertop




3/8" quartz countertop

UNDERMOUNT SINK

! WARNING: Any other sink model can compromise the interior storage.
Additional fees may apply if vanity needs to be modified.
A surcharge applies for using a sink from another manufacturer.



PLAZA 42*



MOMENTO 36*



OBE 36*

SINK BRIDGE



Available for undermount sinks:

- PLAZA 42
- OBE 36
- MOMENTO 36

In PureSolid

Dimensions: 14" x 6 1/4"

*Compatible only with 48" vanity.
Possibility to install two faucets (18" cc).



VESSEL SINK

FEATURES

- 6 models of vessel sinks available
- PureSolid White PS-00



MUSE semi-recessed



SWEET semi-recessed



DREAM semi-recessed



SWEET above counter

! **WARNING:** Any other vessel sink model can compromise the interior storage. Additional fees may apply if vanity needs to be modified. A surcharge applies for using a sink from another manufacturer.



MOMENTO with faucet deck



O with faucet deck

MIRROR AND MEDICINE CABINET



12" mirror and medicine cabinet

Our ultra-slim 4 ½" medicine cabinet seamlessly blends with a 2"-deep central mirror. Integrated lateral lighting enhances this ensemble, creating a piece that's as elegant as it is practical.



18" medicine cabinet

12" or 18" medicine cabinet



A-155

DRESSING STATION FOR MEDICINE CABINET

-12 (for 12" medicine cabinet)



-18 (for 18" medicine cabinet)

Magnifying mirror (1x/5x, warm, neutral and cold lighting color, USB charging)

1 magnetic bar

Cosmetic divider

GFCI not included



MIRROR AND MEDICINE CABINET



12" medicine cabinet



Laminated double-sided mirror doors
 Mirror in the back of medicine cabinet door
 Interior lighting activated by door opening
 4000 K side lighting
 Color rendering index (CRI, see p. 24) > 90
 (provides very accurate color representation)
 Cristallo hinge



18" medicine cabinet

12" medicine cabinet

GFCI OUTLET AND COSMETIC DIVIDER

(black -**B** or white -**W**)

GFCI combination receptacle type A/C

USB in-wall charger

1 cosmetic divider



A-156

STAINLESS STEEL TOWEL BAR

Can be installed under A-156 option



A-158-P

18" medicine cabinet

GFCI OUTLET AND STAINLESS STEEL COMPARTMENT

(black -**B** or white -**W**)

GFCI combination receptacle type A/C

USB in-wall charger

1 stainless steel compartment




A-157

MIRROR



Mirror with 4000 K side lighting



CRI (Color rendering index)

The CRI measures the ability of a light source to reveal colors of objects in contrast to a natural light source. It determines whether colors appear true and accurate. All LED lighting in the Penthouse series has a CRI of over 90%.

TOWEL BAR

In PureSolid



A-158-M

Dimensions: 10 $\frac{3}{8}$ " x 2 $\frac{1}{2}$ "

The finely customizable products in style and configuration, along with the numerous options in the SKYLINE collection allow you to create furniture that represents your version of comfort. Here is how to design your custom furniture.

Measure the available space in the bathroom and determine your needs.

1

Choose a vanity type: SKYLINE-10, 16 or 18. Add the desired options.

2

Choose a linen cabinet or full height medicine cabinet. Add the desired options.

3

Choose a quartz countertop with a sink or a vanity top.

4

Choose a mirror, a mirror/medicine cabinet or a medicine cabinet. Add the desired options.

5

Choose the materials and finishes for the furniture, countertop and handles.

6

Consult the Facades catalogue to select the style and finish of the accent facade.

7





1151 De la Piniere Blvd
Terrebonne (Qc) Canada J6Y 0P3
450.471.4447 – 1.800.921.9508

MADE IN QUEBEC, CANADA



www.vanico-maronyx.com



PLAZA



PENTHOUSE

SERIES



PLAZA 42 vanity top with sink bridge

IMAGES (cover page)

1 CONTEMPORARY

Vanity in custom satin lacquer (North Sea Green L-2053-30) with TEXTURED facade
FLUTED pattern
Mirror and linen cabinet in satin lacquer Spruce L-70
PLAZA 42 vanity top in ½" PureSolid White PS-00

2 TRANSITIONAL

Vanity and mirror/medicine cabinet in wood Bleached white oak WPO-202-C
TEXTURED facade with EMBOSSED pattern
¾" quartz countertop Libeccio Q-LIB with PLAZA 42 undermount sink

3 METAL

Vanity and medicine cabinet in wood Moka hickory WPH-253-C
METALUX facade with glass center in DELTA pattern, black background and
metallic frame
¾" Trend quartz countertop Black tempal Q-5810 with PLAZA 21 undermount sink

TECHNICAL SUPPORT

(450) 471-4447 | 1 800 921-9508, ext. 710
quote@vanico-maronyx.com | www.vanico-maronyx.com

Note: Vanico-Maronyx reserves the right to change without notice a technical feature, a component or a manufacturing aspect, as deemed necessary.

INDEX

04 COLLECTION HIGHLIGHTS

PRESENTATION of the 3 versions

06 PLAZA CONTEMPORARY

08 PLAZA METAL

10 PLAZA TRANSITIONAL

COMMON FEATURES

12 VANITY

14 LINEN CABINET

16 MIRROR AND MEDICINE CABINET

19 VANITY TOP, COUNTERTOP,
PURESOLID AND SINK

25 PURCHASING PROCESS

COLLECTION HIGHLIGHTS

REFINED DESIGN



The PLAZA vanity stands out with its **recessed accent facade**, enhanced by a **hidden lighting** source which is always included.

Customize its accent facade from over 500 combinations of materials and finishes to create a space that reflects your style.

The PLAZA is offered in **three distinct versions**; contemporary wall-mounted, metallic and transitional with legs.

Our quartz countertop is available in **two thicknesses**: a **3/4" version** and a **slim 3/8" version**, to suit your aesthetic preferences. The **PureSolid 1/2" vanity top** adds a modern touch to your bathroom.

The PLAZA furniture has been designed to allow two users to carry out their daily routine simultaneously. By combining a PLAZA 42 sink, a large-format vanity and a mirror/medicine cabinet, each user has their own medicine cabinet and a set of drawers. This configuration optimizes morning routines for two!



Complete your layout with our slim medicine cabinets of refined proportions, equipped with **laminated double-sided mirror** doors for a flawless finish.



COLLECTION HIGHLIGHTS

FEATURES AND HARDWARE

Discover the [Hettich Avantech You](#) drawer system. Designed with a slide of the latest generation, this system offers smooth and quiet operation.

The slim ash metal sides add a modern touch to your furniture. Easily organize your personal belongings with cleverly designed metal [drawer dividers](#) that optimizes storage space.

Option: The [synchronized push-to-open silent](#) feature allows effortless opening with a single press, even for wider drawers. You can also add the option of integrated lighting for perfect visibility inside your drawers.



The [dressing station option](#) is available across our entire range of medicine and linen cabinets. Designed to meet your beauty and care needs, this feature optimizes your daily routine.



Illuminate your daily routine with the [thoughtfully designed lighting](#) feature in all the products of this collection.

Our mirrors and medicine cabinets benefit from innovative lateral lighting, illuminating any shadowed areas for perfect visibility.

The interior of medicine and linen cabinets is animated by a light transforming each opening into a moment of clarity.

PRESENTATION OF THE 3 VERSIONS

PLAZA CONTEMPORARY



Contemporary wall-mount furniture, designed to create a sense of grandeur, transforming your space with a modern and elegant touch, while optimizing the organization and style of the room.

OPTION



A-134-S

COLOR DEVELOPMENT IN SATIN LACQUER

Custom color developed from a Benjamin Moore paint code. Includes the production of a sample for approval (2-3 weeks lead time). The order will be confirmed once the sample is approved.

Head trim



linen cabinet



mirror/medicine cabinet

FEATURES - PLAZA CONTEMPORARY

MATERIALS

Furniture

T Thermo	W Wood
S Sublime	L Satin lacquer

Interior

Ash

Countertop

Q Quartz $\frac{3}{4}$ " or $\frac{3}{8}$ "
PS PureSolid $\frac{1}{2}$ "

Vanity

Central drawer

Without handle
Push-to-open silent always included



Lateral drawers

Handles included
Push-to-open silent option



Linen cabinet

Handles included
Push-to-open silent option (p. 15)



OPENING SYSTEM

HANDLES

2 $\frac{3}{4}$ " W -
50 mm (1 $\frac{15}{16}$ " c.c.

Brushed
black

70 BB




Matte
white

70 MW




Chrome

70 CH



Satin
gold

70 SG



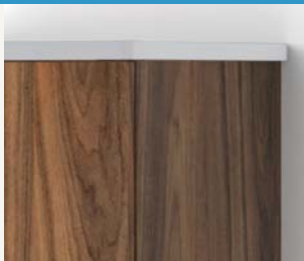
PRESENTATION OF THE 3 VERSIONS

PLAZA METAL



Modern furniture with metallic accents, combining style and durability, available in two finishes: matte black and white.

Head trim



linen cabinet



mirror/medicine cabinet

Leg



FEATURES - PLAZA METAL

MATERIALS

Furniture

T Thermo	W Wood
S Sublime	L Satin lacquer

Interior

Ash

Countertop

Q Quartz $\frac{3}{4}$ " or $\frac{3}{8}$ "
PS PureSolid $\frac{1}{2}$ "

Vanity

Central drawer

Without handle
Push-to-open silent always included



Lateral drawers

Handles included
Push-to-open silent option



Linen cabinet

Handles included
Push-to-open silent option (p. 15)



OPENING SYSTEM



HANDLES

6 $\frac{7}{8}$ " W -
160 mm (6 $\frac{5}{16}$ " c.c.)


Matte
black

68 MB



Matte
white

68 MW



PRESENTATION OF THE 3 VERSIONS

PLAZA TRANSITIONAL



Transitional furniture with solid wood or satin lacquer head trim and legs, offering a touch of timeless elegance and refinement.

Head trim



linen cabinet



mirror/medicine cabinet

Leg



FEATURES - PLAZA TRANSITIONAL

MATERIALS

Furniture

- W Wood
- L Satin lacquer

Interior

Ash


Countertop

- Q Quartz ¾" or ⅝"
- PS PureSolid ½"

Vanity

Central drawer

Without handle
Push-to-open silent always included



Lateral drawers

Handles included
Push-to-open silent option



Linen cabinet

Handles included
Push-to-open silent option (p. 15)



OPENING SYSTEM

HANDLES

2 ¾" W


Brushed black
69 BB



Stainless steel
69 SS



Brushed brass
69 B



VANITY

The drawers of our PLAZA vanities are equipped with adjustable dividers to optimize the storage of your personal items.

DIRECTION OF THE TEXTURE OR WOOD GRAIN



15 ½" H FACADE FOR THE LARGE VANITY DRAWER

A push-to-open silent mechanism is included for the large central drawer only. Available as an option for the side drawers.

An LED lighting strip enhances the central facade and illuminates the interior of the drawer when opened.

A wide range of fronts are available for this drawer, while the fixed front and the side section fronts always remain straight.

For the vanity, linen cabinet and medicine cabinet, the direction of the texture or wood grain is always vertical.
For the mirror, the direction of the grain is always horizontal.

DRAWER SYSTEM



AvanTech YOU

The AvanTech YOU drawer system is distinguished by its outstanding performance, variety of designs, flexible layouts and discreet technology. Use the adjustment capabilities (vertical, lateral and tilt) to obtain reveal alignment for your front panels.

Side module



LIGHTING FOR DRAWER INTERIOR

Automatic activation on opening

Equipped with a rechargeable lithium battery that requires only one charge per year

4000 K

Price per drawer

A-150



PUSH-TO-OPEN SILENT DRAWER MECHANISM

Allows the drawer to be opened without a handle.

Option sold individually, depending on the number of drawers.

A-151-P

ILLUMINATED CENTRAL DRAWER

Push-to-open silent mechanism always included. Fixed upper facade under the sink.



Upper drawer - 7 ¼" H

SIDE MODULES

Equipped with two drawers



Bottom drawer - 15 ½" H



SET OF WASTE BASKET WITH FLAT IRON AND DRYER STAINLESS STEEL HOLDER

For the bottom drawer

A-152

LINEN CABINET



Enjoy assisted opening by choosing the push-to-open silent option. Its piston automatically retracts to allow for a soft and smooth closing.

Interior lighting activated by door opening.

Adjustable glass shelves.



OPTIONS



A-136-LP

LAUNDRY BASKET

Removable basket with velcro and handles, easy to transport.

100% cotton, machine washable.

DRESSING STATION (above)

Magnifying mirror (1x/5x, warm, neutral and cold lighting color, USB charging)

1 magnetic bar

2 cosmetic dividers

GFCI combination receptacle type A/C USB in-wall charger as an option

A-154-L

CONTEMPORARY



METAL



Black or white metallic head trim and leg

TRANSITIONAL



Solid wood or satin lacquer head trim and leg



A-327

GFCI OUTLET on the side of linen cabinet

(black -B or white -W)

GFCI combination receptacle type A/C USB in-wall charger.



A-153-LP

PUSH-TO-OPEN SILENT DOOR MECHANISM

Allows the door to be opened without a handle.

The assisted opening as well as soft and smooth closing, allows retractable piston.

MIRROR AND MEDICINE CABINET



12" mirror and medicine cabinet

Our ultra-slim 4 ½" medicine cabinet seamlessly blends with a 2"-deep central mirror. Integrated lateral lighting enhances this ensemble, creating a piece that's as elegant as it is practical.



18" medicine cabinet

12" or 18" medicine cabinet



DRESSING STATION FOR MEDICINE CABINET

-12 (for 12" medicine cabinet)



-18 (for 18" medicine cabinet)

Magnifying mirror (1x/5x, warm, neutral and cold lighting color, USB charging)

1 magnetic bar

Cosmetic divider

GFCI not included



MIRROR AND MEDICINE CABINET



12" medicine cabinet



Laminated double-sided mirror doors
Mirror in the back of medicine cabinet door
Interior lighting activated by door opening
4000 K side lighting
Color rendering index (CRI, see p. 18) > 90
(provides very accurate color representation)
Cristallo hinge



18" medicine cabinet

12" medicine cabinet

GFCI OUTLET AND COSMETIC DIVIDER

(black -**B** or white -**W**)

GFCI combination receptacle type A/C

USB in-wall charger

1 cosmetic divider



A-156

STAINLESS STEEL TOWEL BAR

Can be installed under A-156 option



A-158-P

18" medicine cabinet

GFCI OUTLET AND STAINLESS STEEL COMPARTMENT

(black -**B** or white -**W**)

GFCI combination receptacle type A/C

USB in-wall charger

1 stainless steel compartment




A-157

MIRROR



Mirror with head trim and 4000 K side lighting



CRI (Color rendering index)

The CRI measures the ability of a light source to reveal colors of objects in contrast to a natural light source. It determines whether colors appear true and accurate. All LED lighting in the Penthouse series has a CRI of over 90%.

TOWEL BAR

In PureSolid



Dimensions: 10 $\frac{3}{8}$ " x 2 $\frac{1}{2}$ "

A-158-M

VANITY TOP AND COUNTERTOP



1/2" vanity top in PureSolid



3/4" quartz countertop



3/8" thin quartz countertop

PURESOLID AND VANITY TOP

MATERIAL FOR VANITY TOP

PURESOLID®

PURESOLID is an advanced engineering composite that combines a natural mineral with innovative acrylic resin.



FEATURES

- Thickness ½"
- 5 models of vanity tops available
- Horizontal overflow without trim
- Single hole, 8" cc or without drilling



OBE



MOMENTO



MUSE



Satin finish

Soft to the touch, beautifully crafted by our experts.



Solid as rock

Ultra-dense composition providing a lifetime of worry-free usage.



Non-porous and easy to maintain

Hygienic, easy to clean and restorable to its original state.



UV ray, fire and heat-resistant



PLAZA 21



PLAZA 42*

SINK BRIDGE



Available for PLAZA 42 vanity top

In PureSolid

Dimensions: 14" x 6 1/4"

*Available only with vanity of 60" to 72".
Possibility to install two faucets (18" cc).



UNDERMOUNT SINK

FEATURES

- 7 models of undermount sinks available
- PureSolid White PS-00
- Horizontal overflow without trim



PLAZA 21



MOMENTO



OBE



MUSE




3/4" quartz countertop




3/8" quartz countertop

UNDERMOUNT SINK

! WARNING: Any other sink model can compromise the interior storage.
Additional fees may apply if vanity needs to be modified.
A surcharge applies for using a sink from another manufacturer.



PLAZA 42*



MOMENTO 36*



OBE 36*

SINK BRIDGE



Available for undermount sinks:

- PLAZA 42
- OBE 36
- MOMENTO 36

In PureSolid

Dimensions: 14" x 6 1/4"

*Available only with vanity of 60" to 72".
Possibility to install two faucets (18" cc).



VESSEL SINK

FEATURES

- 6 models of vessel sinks available
- PureSolid White PS-00

! WARNING: Any other sink model can compromise the interior storage. Additional fees may apply if vanity needs to be modified. A surcharge applies for using a sink from another manufacturer.



MUSE semi-recessed



SWEET semi-recessed



DREAM semi-recessed



SWEET above counter



MOMENTO with faucet deck



O with faucet deck

The finely customizable products in style and configuration, along with the numerous options in the PLAZA collection, allow you to create furniture that represents your version of comfort. Here is how to design your custom furniture.

Measure the available space in the bathroom and determine your needs.

1

Choose your desired style: contemporary, metallic accent or transitional.

2

Choose a type of vanity. Add the desired options.

3

Choose a linen cabinet. Add the desired options.

4

Choose a quartz countertop with a sink or a vanity top.

5

Choose a mirror, a mirror/medicine cabinet or a medicine cabinet. Add the desired options.

6

Choose the materials and finishes for the furniture, countertop and handles.

7

Consult the Facades catalogue to select the style and finish of the accent facade.

8






1151 De la Piniere Blvd
Terrebonne (Qc) Canada J6Y 0P3
450.471.4447 – 1.800.921.9508

MADE IN QUEBEC, CANADA



www.vanico-maronyx.com



PENTHOUSE SERIES

INDEX

GENERAL PRESENTATION

OVERVIEW OF FACADES AND
AVAILABLE MATERIALS

03

DIRECTION OF THE TEXTURE OR
WOOD GRAIN

04

IMAGES (cover page)

1 SKYLINE - PURE

SKYLINE-18 vanity
Facade with integrated handles in custom satin lacquer (Tooty Fruity L-089)

2 PLAZA - TRANSITIONAL

Facade in Bleached white oak WPO-202-C, TEXTURED with EMBOSSED pattern

3 SKYLINE - TEXTURED

SKYLINE-16 vanity
Facade in Oiled walnut WW-201-C, ARCHITECTURAL pattern with brushed gold metallic background

Note: Vanico-Maronyx reserves the right to change without notice a technical feature, a component or a manufacturing aspect, as deemed necessary.

TECHNICAL SUPPORT

(450) 471-4447 | 1 800 921-9508, ext 710


quote@vanico-maronyx.com | www.vanico-maronyx.com

OVERVIEW OF FACADES AND AVAILABLE MATERIALS

PURE

Straight facades

T	Thermo
S	Sublime
W	Wood
L	Satin lacquer



Facade with integrated PureSolid handle

(available for SKYLINE collection only)

W	Wood
L	Satin lacquer



TEXTURED

Grooved facade

T	Thermo
---	--------




Fluted facade (1) or embossed facade (2)

L	Satin lacquer
W	Wood



Corrugated facades

Light or dark HPL



Architectural facade

W	Wood	L	Satin lacquer
---	------	---	---------------




Color between the slats

W	Wood
L	Satin lacquer
	Black (satin lacquer)
	Brushed stainless steel
	Brushed gold

METALUX

Metallic frame

	Black
	Stainless steel
	White



+ Facades

T	Thermo
S	Sublime
W	Wood
L	Satin lacquer


or Glass facades

Diamante pattern
Delta pattern
Flutex pattern



Background color of the glass*

	Black (satin lacquer)
	Chrome (not available for Flutex)
	Gold (not available for Flutex)
L	Satin lacquer



*All three clear glass patterns will take the tint of the background color.

DIRECTION OF THE TEXTURE OR WOOD GRAIN


SKYLINE

The direction of the texture or wood grain varies in function of the different types of facades



HORIZONTAL GRAIN: PURE and METALUX facades in thermo and wood.


VERTICAL GRAIN: METALUX facades in FLUTEX glass and TEXTURED facades.





ABOVE - Facade in wood, TEXTURED with EMBOSSED pattern.

Direction of the texture or wood grain of the central facade PLAZA:
always vertical



ABOVE - Facade in wood, TEXTURED with ARCHITECTURAL pattern and brushed gold metallic background.

LEFT - METALUX facade with DIAMANTE patterned, chrome glass background and white metallic frame.

PLAZA



ABOVE - METALUX facade with DELTA pattern, black background and black metallic frame.



RIGHT - Facade in custom satin lacquer (North Sea Green L-2053-30), TEXTURED with a FLUTED pattern.



FURNSPIN LINEN CABINET



PENTHOUSE SERIES

INDEX



03

3 VERSIONS

04

TURNING SWIVELLING FITTING
FURNSPIN

05

OPTIONS



Metal bar available in black or white.



A-134-S

COLOR DEVELOPMENT IN SATIN LACQUER

Custom color developed from a Benjamin Moore paint code. Includes the production of a sample for approval (2-3 weeks lead time). The order will be confirmed once the sample is approved.

Note: Vanico-Maronyx reserves the right to change without notice a technical feature, a component or a manufacturing aspect, as deemed necessary.

TECHNICAL SUPPORT

(450) 471-4447 | 1 800 921-9508, ext. 710

quote@vanico-maronyx.com | www.vanico-maronyx.com

Furniture

S	Sublime	W Wood
		L Satin lacquer

CONTEMPORARY



METAL



Black or white metallic head trim and legs.



TRANSITIONAL

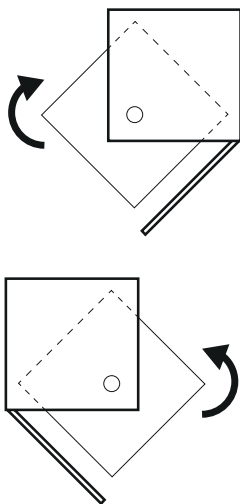


Solid wood or satin lacquer head trim and legs.

TURNING SWIVELLING FITTING FURNSPIN

FurnSpin brings a refined, architectural motion to the bathroom. Its advanced turning-swivelling mechanism allows the storage module to rotate smoothly on its own axis, revealing the interior without the need for swinging doors or extra clearance.

The entire element glides forward in one fluid movement, then returns to a perfectly aligned, seamless façade. Nearly invisible when closed and engineered for soft, quiet operation, FurnSpin elevates everyday storage with a blend of technical precision and graceful design.



With dressing station option



Bottom door
always with
push-to-open
mechanism.

Without options



DRESSING STATION

Magnifying mirror (1x/5x, warm, neutral and cold lighting color, USB charging)

1 magnetic bar

2 cosmetic dividers

A-154-L

FLAT IRON AND DRYER HOLDER

In stainless steel

For bottom door

Note: smaller glass shelf

A-169

LAUNDRY BASKET WITH PUSH-TO-OPEN DRAWER

Removable basket with velcro and handles, easy to transport.

100% cotton, machine washable.

A-166





Transitional style NEOLITO with 90° shaker facades.
Furniture: Thunder maple wood WM-129-TC on straight legs.



Contemporary style NEOLITO with straight facades.
Furniture: Sand melamine M-2015-T.

IMAGES (cover)

1 CONTEMPORARY with Straight facades

Vanity and medicine cabinet: Black tie melamine M-2035-T.

2 CONTEMPORARY with Straight facades

Vanity and medicine cabinet: Sand melamine M-2015-T.
Linen cabinet and toe-kick drawer: Satin white thermo T-35-S.

3 CONTEMPORARY with Straight facades

Vanity: Oiled walnut wood WW-201-C.
Linen cabinet on countertop, toe-kick drawer and medicine cabinet head: Satin white thermo T-35-S.

4 TRANSITIONAL with 90° Shaker facades

Vanity and medicine cabinets: Thunder maple wood WM-129-TC.

5 TRANSITIONAL with Frame facades

Vanity, medicine cabinet and linen cabinet: Bleached maple wood WM-102-TC.



Countertop: Victoria quartz Q-VIC.
Sink: undermount Recto in white porcelain.

INDEX

04	STYLES, MATERIALS AND COLOR DEVELOPMENT
06	DRAWERS AND HARDWARE
07	PRODUCTS OVERVIEW
08	VANITY
10	LINEN CABINET
11	TOE-KICK AND LEGS
12	VANITY TOP, COUNTERTOP AND SINK
14	MIRROR AND MEDICINE CABINET
18	COMPACT DRESSING TABLE
19	DRESSING TABLE

DIMENSIONS: see price list booklet

TECHNICAL SUPPORT

(450) 471-4447 | 1 800 921-9508, ext. 710

quote@vanico-maronyx.com | www.vanico-maronyx.com

Note: Vanico-Maronyx reserves the right to change without notice a technical feature, a component or a manufacturing aspect, as deemed necessary.

STYLES

CONTEMPORARY

STRAIGHT FACADES



GRAIN ORIENTATION

Vertical grain

Linen cabinet
Compact dressing table
Medicine cabinet side

Horizontal grain

On everything else

Synchronised grain on vanity

Continuous pattern from one face to another



TRANSITIONAL

90° SHAKER FACADES



90° Satin lacquer
Almost invisible lines

90° Wood
Visible lines



90° Thermo

GRAIN ORIENTATION (90° Shaker)


Vertical grain

Linen cabinet
Vanity: facade sides only
Compact dressing table
Medicine cabinet side

Horizontal grain

On everything else

FRAME FACADES



GRAIN ORIENTATION

Vertical grain

Linen cabinet
Vanity: facade sides only
Compact dressing table
Medicine cabinet side

Horizontal grain

On everything else

MATERIALS AND COLOR DEVELOPEMENT

FURNITURE MATERIAL		CONTEMPORARY	TRANSITIONAL	Interior of the furniture always in MELAMINE
		Straight facades	90° Shaker and Frame facades	
M	Melamine	√	Not available	Charcoal gray
W	Wood	√	√ WM-TC Maple and WB-TC Birch only	Charcoal gray
L	Satin lacquer	√	√	Charcoal gray
T	Thermo	√	√	Charcoal gray
S	Sublime	√	√	Charcoal gray

COUNTERTOP MATERIAL, details p. 12-13

PS	One-piece PureSolid countertop
Q	Quartz countertop with PureSolid or porcelain undermount sink

OPTION



A-134-S COLOR DEVELOPMENT IN SATIN LACQUER

Custom color developed from a Benjamin Moore paint code. Includes the production of a sample for approval (2-3 weeks lead time). The order will be confirmed once the sample is approved.

PRICE: See price list on p. 3

DRAWERS AND HARDWARE

DRAWERS AND HARDWARE

Laminated birch dovetail **drawers**.

Hettich QuadroYOU **concealed full extension** invisible slides with quiet soft-closing mechanism.

Hinges with quiet soft-closing mechanism.



Laminated birch dovetail drawer

HORIZONTAL HANDLES

Small handle 32 mm (1 ¼") c.c.

- 53 CH Chrome
- 53 MB Matte black
- 53 BN Brushed nickel
- 53 CB Champagne bronze



53 MB

Medium handle 96 mm (3 ¾") c.c.

- 48 CH Chrome
- 48 MB Matte black
- 48 BN Brushed nickel
- 48 CB Champagne bronze



48 CH

Large handle 320 mm (12 ⅝") c.c.

- 49 CH Chrome
- 49 MB Matte black
- 49 BN Brushed nickel
- 49 CB Champagne bronze



49 CB

SOME LAYOUT EXAMPLES




PRODUCTS OVERVIEW

Reversible (left or right).

WITH OR WITHOUT FRAMING

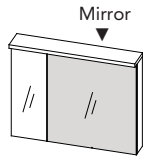
Thin mirror with lighting



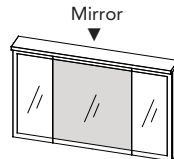
18" to 72"

Medicine cabinet and deep mirror* combination with lighting

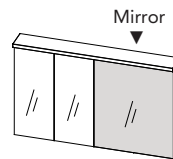
*Mirror section doesn't open



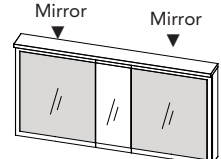
30", 36",
42", 48"



42", 48",
54", 60"



42", 48",
54", 60"



54", 60",
66", 72"

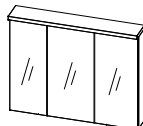
Medicine cabinet with lighting



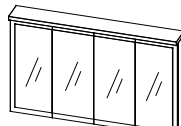
15", 18"



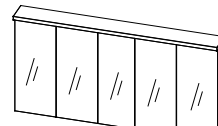
21", 24",
27", 30"



30", 36",
42", 48", 54"



42", 48",
54", 60"

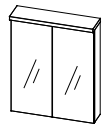


60", 66", 72"

Medicine cabinet without lighting (above the toilet)



12", 15",
18"



21", 24",
27", 30"

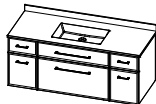
Furniture facades: Straight, Frame or 90° shaker



24", 27",
30"



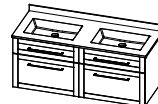
36", 42",
48"



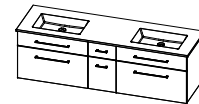
42", 48",
54", 60"



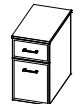
36", 42"



48", 54",
60"

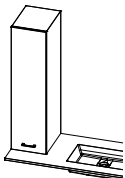


60", 66",
72"

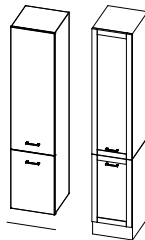


9", 12", 15",
24", 27", 30"


Linen cabinet facades: Straight, Frame or 90° shaker



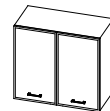
12", 15"



12", 15", 18"




24", 27", 30"



24", 30", 36"

Compact dressing table

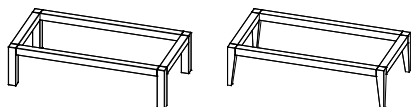


24"

Toe-kick and legs

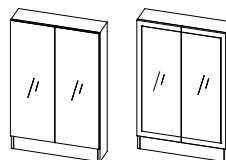


Single: 12" to 60"



Double: 60" to 72"

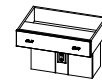
Dressing table



27"



27"



30", 33", 36"



VANITY DRAWER

Large storage drawer with removable birch laminated separators.

Fixed facade under the sink.

Laminated dovetail drawers.



STAINLESS STEEL HAIRDRYER HOLDER

Included in every vanity (one holder per double vanity). Removable; can be temporarily moved onto the upper drawer.



Positioned for use



Positioned for storage

OPTIONS: Options vary for different vanity, see price list.

A-142 PROTECTIVE TRAY AND STORAGE HOLDER FOR FLAT IRON



Protective tray



Storage holder

- Stainless steel protective tray - To protect the countertop from heat.
- Stainless steel flat iron storage holder

A-135 WASTE AND RECYCLING BINS



- 2 removable deep containers.
- Width: 9" min., 15" max.

Important: 1 single larger container for 9" drawer module.

A-136-M or -L LAUNDRY BASKET (-M if installed into vanity / -L if installed into a linen cabinet)



- Removable basket with velcro and handles, easy to transport.
- Hidden behind two attached facades (if vanity) or one large facade (if linen cabinet).
- Optimized capacity (35 to 75 L).
- Width: 12" min., 18" max.
- 100% cotton. Machine washable - See washing instructions on the label.

LINEN CABINET

See price list p. 8-9



1. Linen cabinet mounted on countertop



2. Linen cabinet mounted on toe-kick drawer



3. Floor-mount linen cabinet



4. Linen cabinet on legs



5. Wall-mount linen cabinet

LINEN CABINET

Several models of linen cabinets:

1. Single-door linen cabinet mounted on the countertop. 12 $\frac{1}{8}$ " depth for a sleek look. 3 adjustable shelves included.

We suggest matching the color of the linen cabinet with the toe-kick drawer to highlight the horizontal lines of the vanity.

2. Wall-mount linen cabinet mounted on the toe-kick drawer. 19 $\frac{1}{4}$ " deep.*

We suggest to match the linen cabinet color to the toe-kick drawer.

3. Single or double floor-mount linen cabinet. 16 $\frac{3}{8}$ " deep.*
4. Single or double linen cabinet on legs. 16 $\frac{3}{8}$ " deep.*
5. Single or double wall-mount linen cabinet. 16 $\frac{3}{8}$ " deep.*

*4 adjustable shelves and 1 fixed included.

6. Horizontal linen cabinet to install above washing and drying, see price list p.9. 15 $\frac{1}{4}$ " deep. 26" high. 1 adjustable shelf included.

OPTION

A-136-L LAUNDRY BASKET

Available for wall-mount or floor-mount linen cabinet. See description and pictures p. 9.



Toe-kick drawer with straight facade for contemporary style with a hidden stainless steel handle.

TOE-KICK DRAWER

Large storage toe-kick hidden under the vanity.

Because of the furniture / linen cabinet weight, always plan to have a full-length toe-kick.



Toe-kick drawer with integrated legs for a transitional style

OPTION

A-137 BOOSTER STEP FOR CHILDREN

- Retractable step panel sliding over the drawer with non-skid band. Can support up to 150 lbs.
- The step panel clicks into the facade for safe use and slides open for drawer storage access.
- Levelers underneath the toe-kick to ensure stable support.
- Booster step available up to 48" wide.



LEGS

Straight or tapered legs.

Tapered legs version not available in melamine, sublime, or thermo. Only available in WM-TC and WB-TC wood.

ONE-PIECE PURESOLID COUNTERTOP

See price list p. 12

½" ONE-PIECE COUNTERTOP

- PureSolid white PS-00.
- Choice of 6 sink models listed below for the same price.
- Horizontal overflow without trim.
- PureSolid optional 4" backsplash.

CAUTION: Any other sink model can compromise the interior storage. Additional fees may apply if vanity needs to be modified.



BAHIA with overflow



DELPHES with overflow



MOMENTO with overflow



MUSE with overflow



OBE with overflow



PLAZA 21 with overflow

CHROME, MATTE BLACK OR WHITE OVERFLOW INCLUDED

Available for undermount sinks in porcelain only.

Note: The overflow finish will be the same color as the handle finish (see table opposite).



Handle finish	Overflow finish
Chrome	Chrome
Black	Black
Brushed nickel	White
Champagne bronze	White

QUARTZ COUNTERTOP WITH UNDERMOUNT SINK

See price list p. 13

¾" COUNTERTOP WITH CHOICE OF 9 SINKS

- Quartz countertop **Q**.
- Undermount sinks: in PureSolid (horizontal overflow without trim) or in porcelain (round overflow with trim).

CAUTION: Any other sink model can compromise the interior storage. Additional fees may apply if vanity needs to be modified. A surcharge applies for using a sink from another manufacturer.

- Optional quartz 4" backsplash.



BAHIA with overflow, in White PS-00 PURESOLID



DELPHE with overflow, in White PS-00 PURESOLID



MOMENTO with overflow, in White PS-00 PURESOLID



MUSE with overflow, in White PS-00 PURESOLID



OBE with overflow, in White PS-00 PURESOLID



PLAZA 21 with overflow, in White PS-00 PURESOLID



OVO with overflow, in White 00 or Biscuit 96 PORCELAIN



RECTO with overflow, in White 00 or Biscuit 96 PORCELAIN



VERSA with overflow, in White 00 PORCELAIN



CONTEMPORARY
Full size mirror



TRANSITIONAL
With framed contour

CONTEMPORARY OR TRANSITIONAL

All mirrors and medicine cabinets are available in 2 styles:

- Contemporary: full size mirror
- Transitional: mirror with contour frame

PRODUCT TYPES (pictures below)

1. 1, 2, 3, 4 or 5 doors medicine cabinet.
2. Combination of medicine cabinet and mirror of the same depth.
3. Thin mirror 1¼" deep. A thin mirror can not be attached to a deep medicine cabinet.

LIGHT BRIDGE

- Discretely integrated in the head, LED lighting is optimized for optimal diffusion.
- 4000 K, neutral white, with 24V transformer.

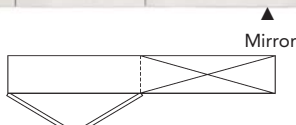
①

1 TO 5 DOORS MEDICINE CABINET
6⅞" D



②

MEDICINE CABINET AND DEEP MIRROR COMBINATION
6⅞" D



③

THIN MIRROR 1¼" D




EXTENDED MEDICINE CABINET ABOVE THE TOILET

Extended medicine cabinet without lighting is also available with 1 or 2 doors. See price list p. 17.

TRANSFORMER FOR DIMMABLE LIGHTING INCLUDED

The transformer can be connected with any standard dimmer, not included, to vary the intensity of lighting.





Consult the price list for included accessories and their positioning according to the chosen model.

The accessories are interchangeable and movable on demand with no additional cost.

INCLUDED ACCESSORIES

- One accessory included behind every medicine cabinet door* among the following choices:
 - **E:** White GFCI outlet with USB-A and USB-C ports (Electricity).
 - **C:** Stainless steel all-purpose Compartment. Removable for easy cleaning. 6¼" to 12" according to available space.
 - **B:** Stainless steel towel Bar.

*EXCEPTION:

- The 2 doors medicine cabinet includes 3 accessories instead of one accessory per door.
- The extended medicine cabinet above the toilet does not include any accessory.

ONE ACCESSORY INCLUDED PER MEDICINE CABINET DOOR



All glass shelves are adjustable.

EXCEPTION:

3 accessories are included in the 2 doors medicine cabinet



OPTION for medicine cabinet and deep mirror



AM-101 MOOD LIGHTING UNDER MEDICINE CABINET

LED lighting located under the medicine cabinet or the deep mirror. Activated by a motion detector.

Not available with thin mirror 1 1/4".

OPTIONS for medicine cabinet



A-139 LOCKED COMPARTMENT

To keep medicine out of children's reach. Half a glass shelf makes it possible to keep several containers from small to large sizes. For 1 or 2 doors section. In a 2 doors section, the compartment takes the width of a single door.



A-143 MAGNIFYING MIRROR

- 1x/5x with extendable arm
- Diameter 7"
- LED lighting with 3 colors available (warm white, natural white and cold white)
- 30 min timer
- Adjustable intensity
- Rechargeable with USB-C cable (included)

OPTIONS for medicine cabinet

A-24 INTERIOR MIRROR

- Mirror on the interior door of the medicine cabinet. Order one A-24 mirror per door.
- Height: 23½". Width: 3" less than the door.
- Note that the addition of 2 interior mirrors allows a 360° view.

Note: The styling station below (A-140 option) already includes 2 interior mirrors.



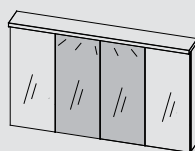
A-140 STYLING STATION

- Fits in 2 equal doors sections. See example below.
- Vertical interior lighting activated by opening the doors. Positioned to illuminate the face without creating shades. 4000 K, neutral white.
- Full-sized mirror in the back and mirror on each door for a 360° view.
- Barber's cape with velcro fastener for the neck. 4 magnets integrated to the medicine cabinet allow to anchor the cape to the medicine cabinet and doors for an easy and comfortable use. 100% nylon. Washing instructions on the product label.
- 1 adjustable glass shelf.
- 1x/5x magnifying mirror with extendable arm.



Fits in 2 equal doors sections.

Example (grey section below):



COMPACT DRESSING TABLE

See price list p. 17

FOR STANDING OR SITTING USE

7½" deep when closed. The compact dressing table can be easily integrated into a small bathroom or a bedroom. The height of interior and exterior mirrors is perfect for applying makeup or styling while sitting or standing. The color of the interior is harmonized with the exterior (Exception: if the exterior is thermo, the interior is grey).



Compact dressing table with bench on wheels

- Vertical interior lighting activated by opening the doors and positioned to illuminate the face without creating shades.
- Tilting surface area of 10½" deep.
- Full-sized mirror at the back and mirror on each door to allow a 360° view.
- 2 adjustable glass shelves (5¼" deep).

INCLUDED ACCESSORIES

- 1x/5x magnifying mirror with extendable arm:
 - Diameter 7"
 - LED lighting with 3 colors available (warm white, natural white and cold white)
 - 30 min timer
 - Adjustable intensity
 - Rechargeable with USB-C cable (included)
- Stainless steel hairdryer and flat iron holder and 2 stainless steel containers for cosmetics and hairbrushes fixed on doors.



STORAGE BENCH ON WHEELS OR ON LEGS



Bench with legs

- Bench on wheels or on legs (straight or tapered legs, see p. 11).
- Vinyl cushion.
- Every bench model has an opening for additional storage.

OPTIONS

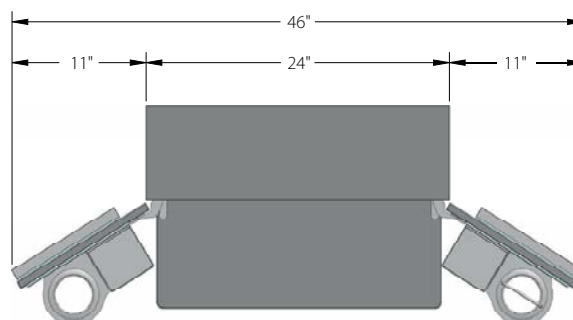


A-122

STAINLESS STEEL WASTE BASKET

Fastened to the wall. Hidden by the bench on wheels when stowed under the dressing table.
11" W x 3¼" D x 8½" H

SUGGESTED SPACE FOR DOORS OPENING



DRESSING TABLE



Detached installation shown: Dressing table **top** 27"

Dressing table **bottom** 36" (section under drawer always 27")

Ultra-functional and versatile dressing table. It can be installed in the bathroom, bedroom or walk-in closet.

Important: Top must be purchased with dressing table bottom.

► ULTRA-FUNCTIONAL TOP

Available for attached or detached installation to bathroom furniture.

► BOTTOM

Quartz or PureSolid countertop

Available for attached or detached installation to bathroom furniture.

The part under the drawer hides the waste basket and the wires of the appliances.

BENCH ON WHEELS

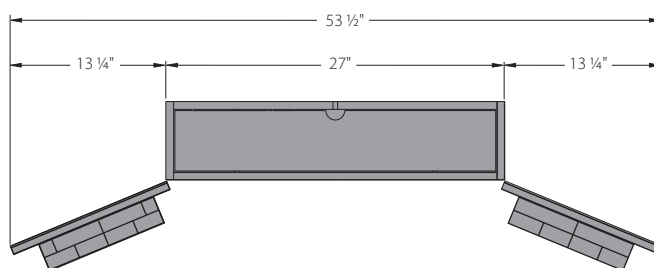


Bench with padded vinyl cushion.




Opening for additional storage.

SUGGESTED SPACE FOR DOORS OPENING



DRESSING TABLE

UPPER SECTION - FEATURES AND INCLUDED ACCESSORIES



1. Waste chute
2. Stainless steel hair dryer holder
3. Wire storage
4. Stainless steel hairbrush/curling iron holder
5. Stainless steel flat iron holder
6. Magnetic bar
7. 1x/5x magnifying mirror with extendable arm (same mirror as in the compact dressing table, see features p. 18).
8. Small shelf

Efficient lateral lighting activated by doors opening

Full width mirror in the back and on each door for a 360° view

2 adjustable and one fixed glass shelves



Cosmetic divider installed behind each door

LOWER SECTION - FEATURES AND INCLUDED ACCESSORIES



- 1 Removable waste basket connected to the waste chute of the dressing table upper section*.

*Not included if the bottom is sold without the upper section.

- 2 GFCI outlet with USB-A and USB-C ports
A-127-B Black or
A-127-W White

- 3 Additional storage.



Drawer with adjustable and removable dividers.



DUO



03	GENERAL FEATURES
04	LAYOUTS AND COMPOSITION
05	1 OR 2 COLORS LAYOUT
06	VANITY AND TOE-KICK DRAWER
08	VANITY TOP
09	COUNTERTOP AND SINK
10	MIRROR, LIGHTING AND EXTENDED MEDICINE CABINET
11	LINEN-MEDICINE CABINET
12	COMPACT DRESSING TABLE
13	ULTRA-COMPACT BEAUTY CABINET
14	DRESSING TABLE
15	MEDICINE CABINET WITH LIGHTING

DIMENSIONS AND PURCHASE ORDER:
See price list

IMAGES (cover page)

1 ¾" QUARTZ

Vanity and mirror: Lorenzo walnut melamine M-251-T.
Toe-kick drawer: Artic grey sublime S-713-M.

2 ¾" QUARTZ

Vanity, mirror and auxiliary medicine cabinet: Fumé sublime S-725-M.
Linen cabinet, toe-kick drawer and wall panel: Poema melamine M-272-T.

3 2" PURESOLID

Vanity and auxiliary medicine cabinet: Oiled hickory wood WPH-211-C.
Toe-kick drawer and wall panel: Indigo thermo T-85-M.

Note: Vanico-Maronyx reserves the right to change without notice a technical feature, a component or a manufacturing aspect, as deemed necessary.

TECHNICAL SUPPORT

(450) 471-4447 | 1 800 921-9508, ext. 710

quote@vanico-maronyx.com | www.vanico-maronyx.com

COLLECTION PARTICULARITIES

Wall-mount or floor-mount furniture with toe-kick drawer recessed under the vanity.

Linen cabinet with a lateral medicine cabinet and a storage niche.

Possibility to combine 2 colors and/or 2 materials on the same layout.

Upper elements supported by a wall panel.

24" wide compact dressing table, shallow when closed (7 1/2").



Wall-mount version with linen-medicine cabinet.

Inside module Always in charcoal gray melamine

Fronts of the vanity cabinet, toe-kick, dressing table bench, and extended medicine cabinet. Shelf, wall panel and lighting. Horizontal wood grain

Sides of vanity, toe-kick, bench and medicine cabinet. Linen-medicine cabinet and dressing table. Vertical wood grain



Version with 6" linen-medicine cabinet and toe-kick drawer.

HINGES AND SLIDES

Opening/closing system with quiet soft-closing mechanism.

HANDLES

9 7/16" horizontal handles #61 included, centered in the vanity.

Matte black 61 MB


Chrome 61 CH

Brushed nickel 61 BN




LAYOUTS AND COMPOSITION

STANDARD LAYOUTS wall-mount



24" to 48"



60", 72"



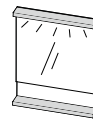
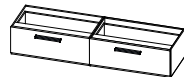
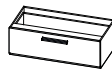
24", 30", 36", 42", 48", 60" & 72"

BACKSPLASH AND PRE-INSTALLED FAUCET

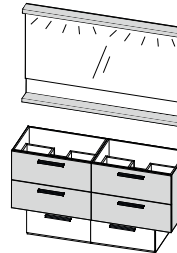
Faucet choice p. 9
Also available without drilling
for countertop faucet.




TOE-KICK DRAWERS



24" to 48"



60", 72"

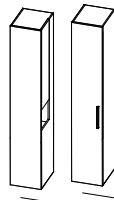


60", 72"

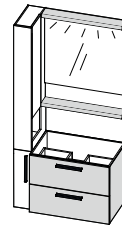
LINEN-MEDICINE CABINETS




6"



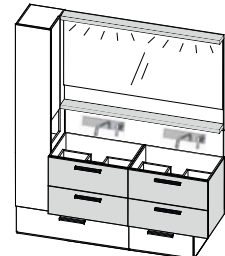
12" to 18"



30" to 54"



42" to 66"

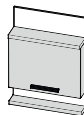


72" to 90"

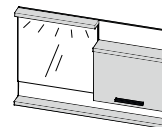
EXTENDED MEDICINE CABINET



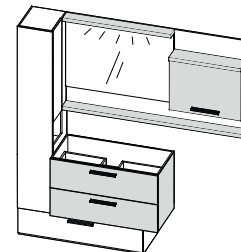
24" to 30"



24" to 30"

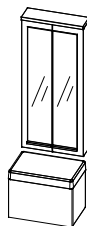


54" to 72"



69" to 93"

COMPACT DRESSING TABLE



24"

ULTRA-COMPACT BEAUTY CABINET



21"

DRESSING TABLE



27"



30", 33", 36"

Note: Right or left
layouts.

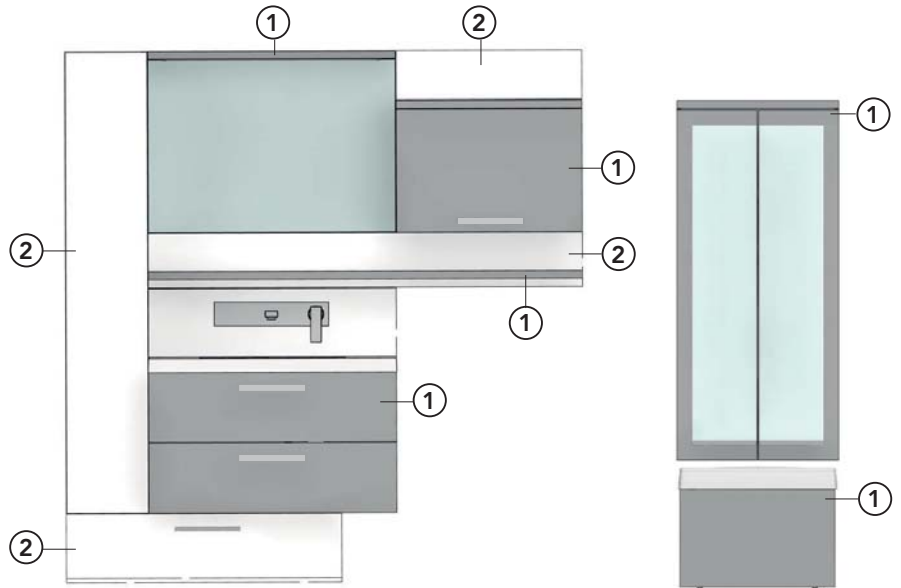
TWO POSSIBILITIES ARE OFFERED IN THE COLOR CHOICE

1. TWO-COLORS LAYOUT

Made in same material or in 2 different materials.

COLOR ① Lighting unit
Shelf
Extended medicine cabinet
Vanity
Dressing table
Bench

COLOR ② Linen-medicine cabinet
Toe-kick drawer
Wall panel



2. ONE COLOR LAYOUT

Whole furniture in the same material.



PRICES AND DIMENSIONS

To calculate the price of a layout, simply add the price of color 1 and the price of color 2 in the price pages, even if the 2 colors are the same.

VANITY AND TOE-KICK DRAWER



VANITY WITH TWO EQUAL DRAWERS

Furniture with 1 centered sink or 2 sinks.

Wall-mount or floor-mount with toe-kick drawer.

DRAWER AND HARDWARE

Drawers in charcoal gray.

Sides in gray metal.

AvanTech YOU drawer system is distinguished by its outstanding performance, variety of designs, flexible layouts and discreet technology. Use the adjustment capabilities (vertical, lateral and tilt) to obtain reveal alignment for your front panels.

Hettich QuadroYOU concealed **full extension** invisible slides with quiet soft-closing mechanism.



Upper drawer has a delimited space for the drain.



Full width bottom drawer to allow space for towels.



TOE-KICK DRAWER

Recessed from the furniture.

Also available full-length for vanity.

Conceals a large drawer with full extension opening.

OPTIONS



A-146 LAMINATED BIRCH DRAWER

Dovetail drawer with invisible full extension slides.



A-144 LAMINATED BIRCH DIVIDERS

For bottom drawer and **only** if A-146 option is chosen.



A-142 STAINLESS STEEL FLAT IRON HOLDER

Only if A-146 option is chosen.

Removable protective tray (A) to protect the countertop from heat.

Storage holder (B) to store the flat iron in the bottom drawer.



A-134-5 COLOR DEVELOPMENT IN SATIN LACQUER

Custom color developed from a Benjamin Moore paint code. Includes the production of a sample for approval (2-3 weeks lead time). The order will be confirmed once the sample is approved.

VANITY TOP

WARNING: Any other vanity top model can compromise the interior storage.
Additional fees may apply if vanity needs to be modified.

PS

One-piece vanity top
in PURESOLID



U vanity top

2" H

PS-00
White

2" VANITY TOP IN PURESOLID

U (without overflow)

19 1/4" depth (no excess)

IMPORTANT!

U sink must be supported with supplied levelers on all 4 sides
(front, back, sides), and between the 2 sinks, otherwise, it may
bend at the center.

1/2" VANITY TOP IN PURESOLID

MOMENTO, OBE or PLAZA 21 (with horizontal overflow without
trim)

19 1/4" depth (no excess)



MOMENTO vanity top with overflow

1/2" H

PS-00
White



OBE vanity top with overflow

1/2" H

PS-00
White




PLAZA 21 vanity top with overflow

1/2" H

PS-00
White

COUNTERTOP AND SINK



WARNING: Any other sink model can compromise the interior storage. Additional fees may apply if vanity needs to be modified. A surcharge applies for using a sink from another manufacturer.

¾" COUNTERTOP IN QUARTZ WITH CHOICE OF 3 SINKS

Undermount sink in PureSolid.

MOMENTO, OBE or PLAZA 21, with horizontal overflow without trim.

19 ¼" depth (no excess).



MOMENTO with overflow

¾" H
PS-00
White



OBE with overflow

¾" H
PS-00
White



PLAZA 21 with overflow

¾" H
PS-00
White

OPTIONAL 10" H BACKSPLASH

In PURESOLID or in quartz.

Pre-drilled backsplash for Vanico-Maronyx faucet only.

VANICO-MARONYX PRE-INSTALLED FAUCET

Choice of 2 faucet models, chrome CH or brushed nickel BN.

With LAMINAR anti-splash aerator and two 30" flexibles hoses.

Lifetime warranty to the original purchaser.

Note: Wall drilling needed before installation.

BACKSPLASH AND FAUCET



AXI 175



FLO 175



Push button drain included with VANICO-MARONYX faucet.

MIRROR, LIGHTING AND EXTENDED MEDICINE CABINET

This combination includes a wall panel, a mirror, a lighting unit and a shelf.

A. WALL PANEL

$\frac{5}{8}$ " back panel that simplifies installation: all upper items are easily mounted on the panel.

B. MIRROR

3 mm mirror mounted on a panel.

Always the same width as the vanity.

Height 25 $\frac{5}{16}$ "

With light bridge 26 $\frac{13}{16}$ "

C. LIGHT BRIDGE

Recessed LED light.

4000 K - neutral white. The 24V transformer can be controlled using a wall dimmer (not included).

Depth 4"

Thickness 1 $\frac{1}{4}$ "

D. SHELF

Same material and color as the vanity.

Same width as the mirror and the vanity.

Extends to the medicine cabinet over the toilet if applicable.

Shipped with exclusive adjustable wall brackets hidden in the shelf.

Thickness 1 $\frac{1}{4}$ "

Depth 4"

E. EXTENDED MEDICINE CABINET OVER THE TOILET

Opens upward, equipped with durable BLUM arms and TIP-ON soft-close dampers for smooth closing. Without lighting.



1 adjustable glass shelf, 5" deep.

Installs onto the wall panel or directly on the wall.

Height 19 $\frac{1}{4}$ "

Width 24", 27" or 30"

Depth 7"



Transformer for dimmable lighting

OPTION



AM-101

MOOD LIGHTING UNDER THE SHELF

Motion activated LED lighting fixed under the shelf. 19 $\frac{1}{2}$ " W



12", 15", 18" MODEL



A. FRONT STORAGE: A full height door that conceals a 4½" x 45⅞" mirror and adjustable melamine shelves.



Also available: linen cabinet without mirror neither side storage. Includes 5 shelves (3 adjustable) and 1 handle.

6" MODEL



B. FRONT STORAGE: 6" drawer holder with metal storage basket.

C. MEDICINE CABINET SECTION



C. SIDE STORAGE: One-door medicine cabinet with mirror on the interior of the door and two adjustable glass shelves. Without handle (opening from the bottom).

Open niche under the medicine cabinet with honeycomb style protector to retain excess water. Optional GFCI outlet.

OPTION

A-127-B (Black)

A-127-W (White)

GFCI OUTLET with USB-A and USB-C ports

Screwless and clipable wall plate with built-in shutter mechanism. Installed in the niche of the linen-medicine cabinet, or on right or left side of the linen cabinet without niche.



COMPACT DRESSING TABLE

TO USE IN STANDING OR SITTING POSITION

7 1/2" deep when closed, compact dressing table fits easily in a small bathroom or in a bedroom. The height of the interior and exterior mirrors is perfect to do makeup or hair in a sitting or standing position. The color of the interior is harmonized with the exterior (Exception: if the exterior is thermo, the interior is grey).



- Vertical interior lighting activated by opening the doors and positioned to illuminate the face without creating shades.
- Tilting surface area 10 1/2" deep.
- Full-sized mirror in the back and mirror on each door for a 360° view.
- 2 adjustable glass shelves.

INCLUDED ACCESSORIES

- 1x/5x magnifying mirror with extendable arm:
 - Diameter 7"
 - LED lighting with 3 colors available (warm white, natural white and cold white)
 - 30 min timer
 - Adjustable intensity
 - Rechargeable with USB-C cable (included)
- Stainless steel hairdryer and flat iron holder and 2 stainless steel containers for cosmetics and hairbrushes fixed on doors.



STORAGE BENCH

- Bench on wheels with high-quality vinyl cushion.
- Opening under the bench of 8 1/2" deep for storage.

Dressing table
53 1/4" H x 24" W x 7 1/2" D

Bench
18 3/4" H x 23 1/2" W x 15" D

OPTION

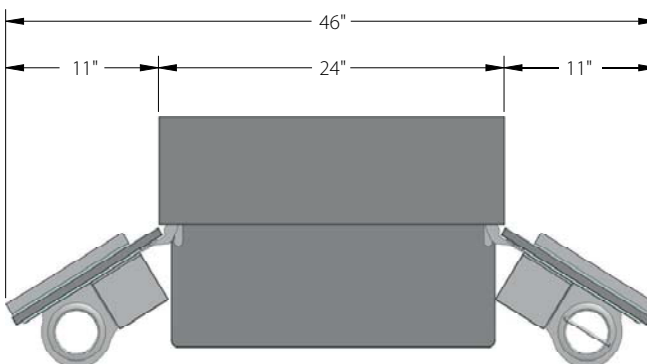


A-122 STAINLESS STEEL WASTE BASKET

Screwed to the wall, removable and hidden by the bench when under the dressing table.

11" W x 3 1/4" D x 8 1/2" H

SUGGESTED SPACE FOR DOORS OPENING





Designed for installation above the vanity. Facilitates styling /makeup routine in small bathrooms.

ADDITIONAL UTILITY SURFACE

Tilting surface area 10" deep.

HIGH PERFORMANCE LIGHTING

- Header with LED lighting (illuminates both inside and outside).
- Inside: two LED lamps on each side to reduce shading during makeup routine. The lighting is activated by opening the doors.
- LED lighting specifications: 10W, 30 000 hours lifespan and CSA-UL certified.

OPTIMIZATION FOR HAIR AND MAKEUP ROUTINE

- Holders for hair dryer on the left and flat iron on the right. Styling accessories should be stored in the vanity after use.

- Mirror on the inside of each door with 170° opening hinges, ideal for styling the back of the head.
- 1x/5x magnifying mirror with extendable arm included (same mirror as in the compact dressing table, see features p. 12).

STORAGE SPACE

- 2 removable glass shelves and a storage compartment at the top.
- Facial tissues compartment. A removable lid closes the opening to use this section as a shelf if preferred.

COMPACT AND AESTHETIC

6 1/8" deep when doors are closed.

DRESSING TABLE

UPPER SECTION - FEATURES AND INCLUDED ACCESSORIES



1. Waste chute
2. Stainless steel hair dryer holder
3. Wire storage
4. Stainless steel hairbrush/curling iron holder
5. Stainless steel flat iron holder
6. Magnetic bar
7. 1x/5x magnifying mirror with extendable arm (same mirror as in the compact dressing table, see features p. 12).
8. Small shelf

Efficient lateral lighting activated by doors opening

Full width mirror in the back and on each door for a 360° view

2 adjustable and one fixed glass shelves



Cosmetic divider installed behind each door

LOWER SECTION - FEATURES AND INCLUDED ACCESSORIES



- 1 Removable waste basket connected to the waste chute of the dressing table upper section*.

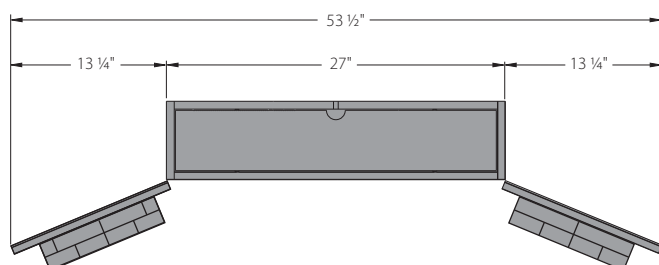
*Not included if the bottom is sold without the upper section.

- 2 GFCI outlet with USB-A and USB-C ports
A-127-B Black or
A-127-W White
- 3 Additional storage.



Drawer with adjustable and removable dividers.

SUGGESTED SPACE FOR DOORS OPENING



MEDICINE CABINET WITH LIGHTING



Medicine cabinet with LED lighting head.

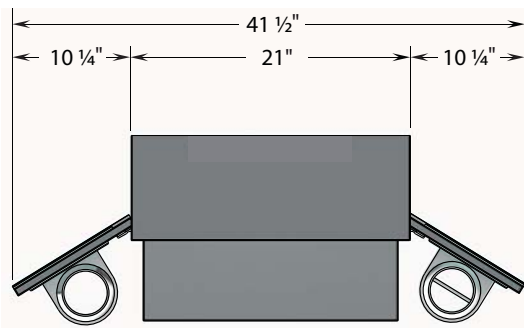
MEDICINE CABINET WITH LIGHTING

- Same exterior look and dimensions as the ultra-compact beauty cabinet.
- Same header with LED lighting (illuminates both inside and outside).
- Mirror on the inside of each door with 170° opening hinges, ideal for styling the back of the head.
- 3 removable glass shelves.

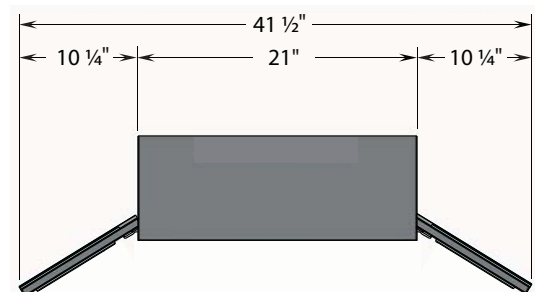
SUGGESTED SPACE FOR DOORS OPENING

To allow the maximum opening of the doors, provide on each side a clearance from the wall or the linen cabinet as shown below:

ULTRA-COMPACT BEAUTY CABINET



MEDICINE CABINET WITH LIGHTING





Dressing table and storage bench
Oiled walnut wood WW-201-C



Ultra-compact beauty cabinet
Arizona melamine M-5AE-T with 2" vanity top in PureSolid



1151 De la Piniere Blvd
Terrebonne (Qc) Canada J6Y 0P3
450.471.4447 – 1.800.921.9508

MADE IN QUEBEC, CANADA



www.vanico-maronyx.com



IMAGES (cover page)

1 PURE WITHOUT METAL

Melamine Arizona M-5AE-T with linen cabinet and double mirror with central medicine cabinet.
Vanity top in PURESOLID White PS-00.

2 WHITE METAL, WALL-MOUNTED WITH NICHEs

Wood Gray ash WPA-155-C with medicine cabinets.
Quartz countertop Tramontana Q-TRA.

3 DYNAMIC BLACK METAL WITH SMALL NICHEs

Melamine Iceberg M-2004-T with offset medicine cabinets.
Quartz countertop Jet Black Q-3100.

4 WHITE METAL WITH LEGs

Wood Natural white oak WPO-111-C with linen cabinet and medicine cabinet.
Trend quartz countertop Cloudburst concrete Q-4011.

TECHNICAL SUPPORT

(450) 471-4447 | 1 800 921-9508, ext. 710

quote@vanico-maronyx.com | www.vanico-maronyx.com

Note: Vanico-Maronyx reserves the right to change without notice a technical feature, a component or a manufacturing aspect, as deemed necessary.

INDEX

4 VARIATIONS OF THE COLLECTION

- | | |
|----|---|
| 04 | PURE FUZION
without metal |
| 05 | METAL FUZION
dynamic with small niches |
| 06 | METAL FUZION
wall-mounted with niches |
| 07 | METAL FUZION
with legs |

FEATURES

- | | |
|----|-----------------------------------|
| 08 | MATERIALS
AND METALLIC ACCENTS |
| 09 | VANITY |
| 10 | VANITY TOP, SINK AND VESSEL |
| 13 | MIRROR AND MEDICINE CABINET |
| 15 | LINEN CABINET |

DIMENSIONS AND PURCHASE ORDER:
see price list, p. 14, 15, 16

4 VARIATIONS OF THE COLLECTION

PURE FUZION WITHOUT METAL



Melamine Arizona M-5AE-T with linen cabinet and double mirror and central medicine cabinet.

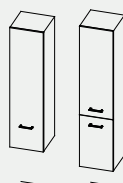
SUGGESTED LAYOUTS*

Horizontal style

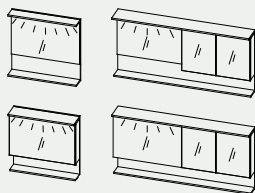
Mirrors /
medicine
cabinets

Medicine
cabinets

12", 15"



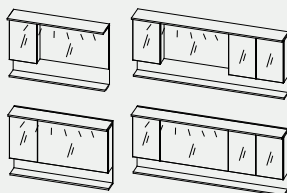
24", 30", 36",
42", 48", 60"



+ 30"
medicine cabinet
over the toilet



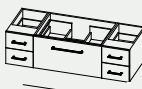
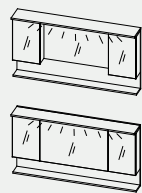
36", 42", 48", 54"



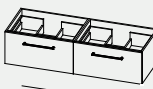
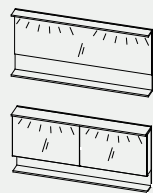
+ 30"
medicine cabinet
over the toilet



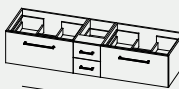
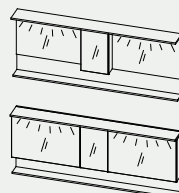
48", 54", 60"



48", 54", 60",
66", 72"



60", 66",
72", 78", 84"



*Vanities can also be combined with the top modules and linen cabinets on pages 5 to 7.

4 VARIATIONS OF THE COLLECTION

METAL FUZION DYNAMIC



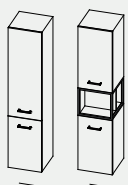
Melamine Iceberg M-2004-T with offset medicine cabinets.
Quartz countertop Jet Black Q-3100.

SUGGESTED LAYOUTS*

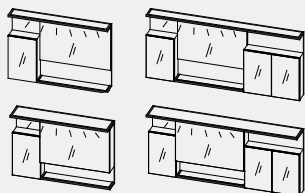
Dynamic style

Mirror /
offset
medicine
cabinets
Offset
medicine
cabinets

12", 15"



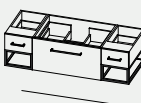
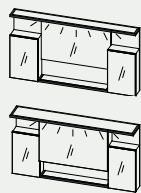
36", 42", 48", 54"



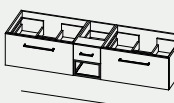
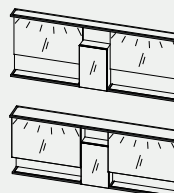
+ 30"
medicine cabinet
over the toilet



48", 54", 60"



60", 66",
72", 78", 84"



*Vanities can also be combined with the top modules and linen cabinets on pages 4, 6 and 7.

4 VARIATIONS OF THE COLLECTION

METAL FUZION WALL-MOUNTED WITH NICHE



Wood Gray ash WPA-155-C with medicine cabinets (available in white or black metal).

SUGGESTED LAYOUTS*

Horizontal style

Mirrors /
medicine
cabinets

Medicine
cabinets

12", 15"

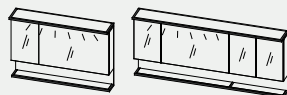
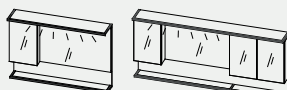
24", 30", 36",
42", 48", 60"



+ 30"
medicine cabinet
over the toilet



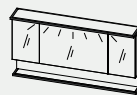
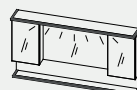
36", 42", 48", 54"



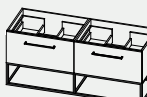
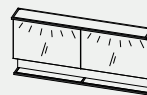
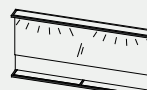
+ 30"
medicine cabinet
over the toilet



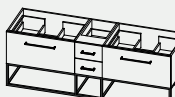
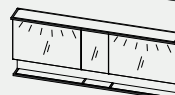
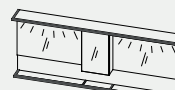
48", 54", 60"



48", 54", 60",
66", 72"



60", 66",
72", 78", 84"



*Vanities can also be combined with the top modules and linen cabinets on pages 4, 5 and 7.

4 VARIATIONS OF THE COLLECTION

METAL FUZION WITH LEGS



Wood Natural white oak WPO-111-C with linen cabinet and medicine cabinets.
Trend quartz countertop Cloudburst concrete Q-4011.

SUGGESTED LAYOUTS*

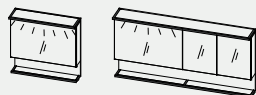
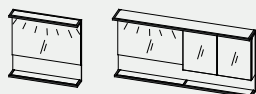
Horizontal style

Mirrors /
medicine
cabinets

Medicine
cabinets

12", 15"

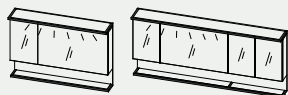
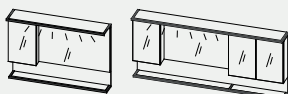
24", 30", 36",
42", 48", 60"



+ 30"
medicine cabinet
over the toilet



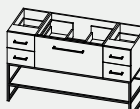
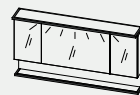
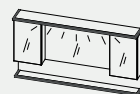
36", 42", 48", 54"



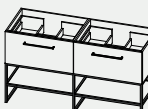
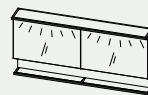
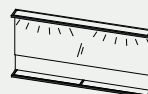
+ 30"
medicine cabinet
over the toilet



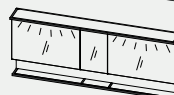
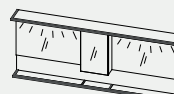
48", 54", 60"



48", 54", 60",
66", 72"



60", 66",
72", 78", 84"



*Vanities can also be combined with the top modules and linen cabinets on pages 4 to 6.

MATERIALS AND METALLIC ACCENTS



Matte black or white anodized finish matching handles.

Metal tube thickness: 3/4"

Levelers provided with metal legs.



HORIZONTAL HANDLES

Medium handle -
128 mm (5") c.c.

63 MB Matte black


63 MW Matte white



Large handle -
320 mm (12 5/8") c.c.

64 MB Matte black

64 MW Matte white



MATERIALS

FURNITURE EXTERIOR

M Melamine
T Thermo
S Sublime
W Wood
L Satin lacquer

INTERIOR OF THE FURNITURE ALWAYS IN MELAMINE

Melamine
Charcoal gray



OPTION

A-134-S COLOR DEVELOPMENT IN SATIN LACQUER

Custom color developed from a Benjamin Moore paint code. Includes the production of a sample for approval (2-3 weeks lead time). The order will be confirmed once the sample is approved.



DRAWER AND HARDWARE

Drawers in charcoal gray.


Sides in gray metal.

AvanTech YOU drawer system is distinguished by its outstanding performance, variety of designs, flexible layouts and discreet technology. Use the adjustment capabilities (vertical, lateral and tilt) to obtain reveal alignment for your front panels.



Hettich QuadroYOU concealed **full extension** invisible slides with quiet soft-closing mechanism.

OPTIONS



A-146 LAMINATED BIRCH DRAWER

Dovetail drawer with invisible full extension slides.



A-101 MOOD LIGHTING UNDER THE VANITY

Activated by a motion sensor. 1 light / sink.



A-142 STAINLESS STEEL FLAT IRON HOLDER

Removable protective tray (A) to protect the countertop from heat.

Storage holder (B) to store the flat iron.



A-141 STAINLESS STEEL HAIR DRYER HOLDER

Removable; can be temporarily placed on top drawer while using dryer.

Only if A-146 option is chosen.

ONE-PIECE PURESOLID VANITY TOP

PS

½" one-piece vanity top in PureSolid

Choice of the 6 vanity tops below.

Optional 4" H backsplash in PureSolid (separate from the vanity top).

Horizontal overflow without trim.

WARNING: Any other vanity top model can comprise the interior storage. Additional fees may apply if vanity needs to be modified.



BAHIA with overflow in front

PS-00
White



DELPHES with overflow

PS-00
White



MOMENTO with overflow in front

PS-00
White



MUSE with overflow in front

PS-00
White



OBE with overflow

PS-00
White



PLAZA 21 with overflow

PS-00
White

*MATTE BLACK OR WHITE OVERFLOW INCLUDED


Available for undermount sink in porcelain VERSA only.



Note: The overflow finish of the VERSA undermount sink will be the same color as the handle finish (see table opposite).

Handle finish	Overflow finish
Black	Black
White	White

3/4" QUARTZ COUNTERTOP WITH UNDERMOUNT SINK



Undermount sinks: in PureSolid (horizontal overflow without trim) or in porcelain (round overflow with trim).

Optional 4" H backsplash in quartz.

WARNING: Any other sink model can comprise the interior storage. Additional fees may apply if vanity needs to be modified. A surcharge applies for using a sink from another manufacturer.



BAHIA with overflow in front

PS-00
White



DELPHES with overflow

PS-00
White



DREAM with overflow

PS-00
White



MOMENTO with overflow in front

PS-00
White



MUSE with overflow in front

PS-00
White



OBE with overflow

PS-00
White



VERSA with overflow in front (*see page 10)

Porcelain
00 White



PLAZA 21 with overflow

PS-00
White

VESSEL SINK ON 3/4" QUARTZ COUNTERTOP

Q

Quartz

PureSolid vessel sink.

Optional 4" H backsplash in quartz.

WARNING: Any other vessel sink model can comprise the interior storage. Additional fees may apply if vanity needs to be modified. A surcharge applies for using a sink from another manufacturer.



Above counter SWEET

PS-00
White



Semi-recessed DREAM

PS-00
White



Semi-recessed SWEET

PS-00
White



MOMENTO with faucet deck

PS-00
White



Semi-recessed MUSE

PS-00
White



O with faucet deck

PS-00
White

HORIZONTAL STYLE: ALIGNED MIRRORS / MEDICINE CABINETS

Two versions available: PURE FUZION or METAL*



*METAL FUZION:
metal tubes on the
light bridge and in
front of the shelf.

DYNAMIC STYLE: OFFSET MIRRORS / MEDICINE CABINETS


One version available: METAL FUZION*



GENERAL FEATURES



- ① **MAIN SECTION over the sink**
Thin mirror or medicine cabinet opening towards up.
- ② **LATERAL MEDICINE CABINET**
1 door on right or left hinges.
- ③ **EXTENDED MEDICINE CABINET over the toilet**
2 doors on hinges. There is no lighting above an extended medicine cabinet. The extended medicine cabinet is offset downwardly in dynamic style.
- ④ **BACK PANEL INCLUDED**
Simplifies installation; all upper products are easily mounted on the panel.



INTERIOR AND HARDWARE

Interior in melamine charcoal gray and adjustable glass shelves.

The main medicine cabinets with upward-opening fronts are equipped with durable BLUM arms and TIP-ON soft-close dampers for smooth closing. Hettich hinges.



MIRROR AND MEDICINE CABINET

LIGHT BRIDGE

LED lighting included on all models except over the toilet cabinet. 4000K - neutral white. The 24V transformer can be controlled using a standard dimmer switch (not included).



*If there is no medicine cabinet touching the light bridge, the total depth will be 5 7/8\"

SHELF INCLUDED

PURE FUZION: 5 1/4" useful depth.

METAL FUZION: 3 1/4" useful depth. A space between the shelf and the metal serves as a towel holder.



METAL FUZION: Towel bar integrated to the shelf.



OPTIONS



A-20 INTERIOR MIRROR in the back of main medicine cabinet



A-24 INTERIOR MIRROR on the back of a door

Height: 17". Width: 3" less than the door.



GFCI OUTLET with USB-A and USB-C ports

A-227-B Black

A-227-W White

Clipable wall plate. **Important:** Available only in 1-door lateral medicine cabinets.



AM-101 MOOD LIGHTING UNDER THE SHELF

Energy-efficient LED lighting activated by a motion sensor located under the shelf.

One 19 3/4" light strip centered per sink.

LINEN CABINET

PURE FUZION

1-door

2-doors



METAL FUZION 2-doors

on legs with
levelers

with niche

with niche,
on legs with
levelers



Right or left opening. 3 adjustable shelves in melamine charcoal gray in all models. Hettich



The vertical panel in the niche allows to hide accessories behind.



Note: Double linen cabinet available upon request, except for models with niche.

OPTIONS



Gray
metal



Laminated
birch

LAUNDRY BASKET

A-136-LM Drawer in gray metal

A-136-LW Drawer in laminated birch

Removable basket with velcro and handles, easy to transport, hidden behind the bottom door. 100% cotton. Machine washable.

Important: Available in 2-doors linen cabinets only.



GFCI OUTLET with USB-A and USB-C ports on the linen cabinet side without niche

A-227-B Black

A-227-W White

Clipable wall plate. Inside the linen cabinet, a stainless steel box hides the outlet.



OUTLET GFCI with USB-A and USB-C ports hidden in a niche

A-127-B Black

A-127-W White

Clipable wall plate.



1151 De la Piniere Blvd
Terrebonne (Qc) Canada J6Y 0P3
450.471.4447 – 1.800.921.9508

MADE IN QUEBEC, CANADA



www.vanico-maronyx.com



POWDER ROOM



FUZION

SERIES



White metal (also available in black metal)

IMAGES (cover page)

- 1 **FUZION - POWDER ROOM** without drawer, 3 ½" H countertop
Front panel and shelf in wood Oiled walnut WW-201-C
Countertop in quartz Jet Black Q-3100
- 2 **FUZION - POWDER ROOM** with undermount sink
Front panel and shelf in wood Bleached ash WPA-222-C
¾" Trend quartz countertop Raw concrete Q-4004
- 3 **FUZION - POWDER ROOM** with vessel sink
Front panel and shelf in wood Bleached white oak WPO-202-C
¾" quartz countertop Concrete Q-2003

TECHNICAL SUPPORT

(450) 471-4447 | 1 800 921-9508, ext. 710
quote@vanico-maronyx.com | www.vanico-maronyx.com

Note: Vanico-Maronyx reserves the right to change without notice a technical feature, a component or a manufacturing aspect, as deemed necessary.

METALLIC ACCENTS AND MATERIALS



Black metal



White metal

METALLIC ACCENTS

Matte black and white anodized finish to increase scratch resistance.

Metal tube thickness: 3/4".

The legs have levelers.

The finish of the handles and overflow will be the same color as the chosen metal.

HORIZONTAL HANDLES

Large handle 320 mm (12 5/8") c.c.

64 MB Matte black

64 MW Matte white



MATERIALS

FURNITURE EXTERIOR	INTERIOR OF THE FURNITURE ALWAYS IN MELAMINE
M Melamine T Thermo S Sublime W Wood L Satin lacquer	Melamine Charcoal gray



OPTION

A-134-S COLOR DEVELOPMENT IN SATIN LACQUER

Custom color developed from a Benjamin Moore paint code. Includes the production of a sample for approval (2-3 weeks lead time). The order will be confirmed once the sample is approved.

VANITY WITH INTEGRATED TOWEL BAR

FOR UNDERMOUNT SINK

WITHOUT DRAWER, 3 ½" COUNTERTOP



WITH DRAWER, ¾" COUNTERTOP

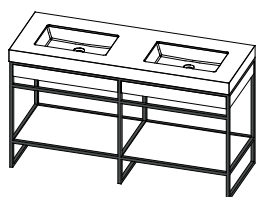


FOR VESSEL SINK

WITH DRAWER, ¾" COUNTERTOP



These 3 models are also available with 2 sinks.



DRAWER AND HARDWARE

Drawers in charcoal gray.

Sides in gray metal.

AvanTech YOU drawer system is distinguished by its outstanding performance, variety of designs, flexible layouts and discreet technology. Use the adjustment capabilities (vertical, lateral and tilt) to obtain reveal alignment for your front panels.

Hettich QuadroYOU concealed **full extension** invisible slides with quiet soft-closing mechanism.



OPTIONS



A-146 LAMINATED BIRCH DRAWER

Dovetail drawer with invisible full extension slides.



A-101 MOOD LIGHTING UNDER THE VANITY

(only available on models with drawer)

Activated by a motion sensor. 1 light / sink.

QUARTZ COUNTERTOP WITH UNDERMOUNT SINK



Quartz

3 1/2" or 3/4" high countertop. Optional 4" H backsplash.

Undermount sinks: in PureSolid (horizontal overflow without trim) or in porcelain (round overflow with trim).

WARNINGS: Any other sink model can comprise the interior storage. Additional fees may apply if vanity needs to be modified. A surcharge applies for using a sink from another manufacturer.



DREAM with overflow

PS-00
White



MOMENTO with overflow in front

PS-00
White



MUSE with overflow in front

PS-00
White



OBE with overflow

PS-00
White



PLAZA 21 with overflow

PS-00
White



VERSA with overflow in front

Porcelain
00 White

MATTE BLACK OR WHITE OVERFLOW INCLUDED


Available for undermount sink in porcelain only.



Note: The overflow finish of the undermount sink VERSA will be the same color as the handle finish (see table below).

Handle finish	Overflow finish
Black	Black
White	White

VESSEL SINK ON QUARTZ COUNTERTOP



$\frac{3}{4}$ " countertop. Optional 4" H backsplash.

PureSolid vessel sink.

WARNINGS: Any other vessel sink model can comprise the interior storage. Additional fees may apply.
A surcharge applies for using a sink from another manufacturer.



Semi-recessed DREAM

PS-00
White



MOMENTO with faucet deck

PS-00
White



Semi-recessed MUSE

PS-00
White



O with faucet deck

PS-00
White



Semi-recessed SWEET

PS-00
White



Above counter SWEET

PS-00
White



MIRROR WITH OR WITHOUT LIGHT BRIDGE

3/4" metal frame.

4000K LED lighting - neutral white. The 24V transformer can ben controlled using a wall dimmer (not included).



HALF-LINEN CABINET WITH QUARTZ TOP

Right or left opening. 3 adjustable shelves in melamine charcoal gray.

OPTION



*OUTLET GFCI on the side
with USB-A and USB-C ports*

A-227-B Black

A-227-W White

Clipable wall plate. Inside the
linen cabinet, a stainless steel
case hides the outlet.



CUBIK SERIES



BLOK collection - 36" OBE double undermount sink

IMAGES (cover page)

OBE

With frame in Oiled walnut WW-201-C
Front panel and shelves in Graphite L-99 satin lacquer
1 ¼" EDGE vanity top in UNIMAR 3.0 White U-00

QUADRA

In Bleached white oak WPO-202-C
1 ¼" EDGE vanity top in UNIMAR 3.0 White U-00

QUADRA+

In Oiled walnut WW-201-C with legs at the front in matte black metal
Countertop in Black Tempal Q-5810 Trend quartz

BLOK

In Muslin M-160-TM and White smoke M-82-SM melamine
Countertop in Cloudburst Concrete Q-4011 Trend quartz

AXIS

In Verso M-273-T melamine
Countertop in Organic White Q-4600 quartz

POWDER ROOM

In Ocean blue S-736-M and White S-734-M sublime. Round mirror with RGB+W LED backlight (A-148 option, see p. 28)
Countertop Zenith white Q-ZEN quartz with semi-recessed SWEET vessel

Note: Vanico-Maronyx reserves the right to change without notice a technical feature, a component or a manufacturing aspect, as deemed necessary.

TECHNICAL SUPPORT

(450) 471-4447 | 1 800 921-9508, ext. 710

quote@vanico-maronyx.com | www.vanico-maronyx.com

INDEX

03

MATERIALS AND COLORS

PRESENTATION of our collections

04

OBE

05

QUADRA

06

QUADRA+

07

BLOK

08

AXIS

09

POWDER ROOM

COMMON FEATURES

10

OBE

12

QUADRA

14

QUADRA+

16

BLOK

18

AXIS

21

POWDER ROOM

22

COUNTERTOP AND SINKS

26

OPTIONS

DIMENSIONS AND PURCHASE ORDER:
see price list booklet

FURNITURE EXTERIOR

MODULE INTERIOR

OBE, BLOK, POWDER ROOM	2-tones or monochrome		
	Color 1	Color 2	
	M Melamine	M Melamine	MELAMINE Charcoal gray
	S Sublime	S Sublime	
	W Wood L Satin lacquer	W Wood L Satin lacquer	
QUADRA, QUADRA+, AXIS	Monochrome		
	M Melamine S Sublime W Wood L Satin lacquer		MELAMINE Charcoal gray

HORIZONTAL HANDLES (only for QUADRA, QUADRA+ and AXIS)

Medium handle
160 mm (6 5/16") c.c.
59 CH Chrome
59 MB Matte black
59 MW Matte white



59 MW

Large handle
320 mm (12 5/8") c.c.
60 CH Chrome
60 MB Matte black
60 MW Matte white



60 MB



OPTION

A-134-S COLOR DEVELOPMENT IN SATIN LACQUER

Custom color developed from a Benjamin Moore paint code. Includes the production of a sample for approval (2-3 weeks lead time). The order will be confirmed once the sample is approved.

PRESENTATION OF OUR COLLECTIONS

OBE



2-tones or monochrome

Storage niche



...in 1 drawer vanity



...in the medicine cabinet



...on the side of linen cabinet

QUADRA



Monochrome

Medicine cabinet



...1 to 3 doors with or without light bridge

Mirror



...sleek design with or without light bridge

Linen cabinet



...1 door or 2 doors with niche

PRESENTATION OF OUR COLLECTIONS

QUADRA+



QUADRA with metallic accents, monochrome

Vanity/linen cabinet



...monochrome with legs

Metal available in
3 finishes:

Chrome

Matte
black

Matte
white

Mirror/medicine cabinet



...1 to 3 doors, mirror or medicine cabinet,
head with metal accent, with or without lighting



2-tones or monochrome

Vanity/linen cabinet



...with finger grip

Medicine cabinets



...1 or 2 doors, niche or drop-down door
with or without light bridge

PRESENTATION OF OUR COLLECTIONS

AXIS



Monochrome

Medicine cabinet



...1 or 2 doors with or without lateral shelves

Linen cabinet



...1 or 2 doors

Dressing table



...compartmented bottom module

POWDER ROOM



2-tones or monochrome

With backlight mirror



...rectangular, with or without light bridge



...round, with or without light bridge

OBE 2-tones or monochrome

VANITY



1 drawer with niche



2 drawers



1 drawer with metal rods



2 drawers without metal rods

1 OR 2 DRAWERS

5/8" thick visible edges on the front.

DRAWER AND HARDWARE

Drawers in charcoal gray melamine with metal sides.

Full extension invisible slides with quiet soft-closing mechanism.

Load capacity 35 kg.

KCMA and BIFMA certified hardware.

WALL-MOUNT LINEN CABINET



2 DOORS LINEN CABINET WITH NICHE, SINGLE OR DOUBLE

1 adjustable shelf in each section.



LINEN CABINET WITH LATERAL NICHE

Lateral niche with 3 fixed shelves.

Full height door that hides a linen cabinet section with adjustable shelves.

MEDICINE CABINET

OFF-CENTERED, CENTERED OR DOUBLE MEDICINE CABINET
WITH OR WITHOUT LIGHT BRIDGE*



Fixed shelves in the niches. Same color as the vanity front panel.



INTERIOR



Adjustable glass shelves inside.



*LIGHT BRIDGE

LED lighting

4000K - neutral white

24V transformer

AUXILIARY MEDICINE CABINET (without lighting)

INTERIOR



1 adjustable glass shelf included.

QUADRA Monochrome

VANITY



1 drawer



2 drawers



1 drawer with metal rods



2 drawers without metal rods

1 OR 2 DRAWERS

5/8" thick visible edges on the front.

DRAWER AND HARDWARE

Drawers in charcoal gray melamine with metal sides.

Full extension invisible slides with quiet soft-closing mechanism.

Load capacity 35 kg.

KCMA and BIFMA certified hardware.

WALL-MOUNT LINEN CABINET



2 DOORS LINEN CABINET WITH NICHE

1 adjustable shelf in each section.



1 DOOR LINEN CABINET, SINGLE OR DOUBLE

1 fixed shelf. 4 adjustable shelves.

MIRROR OR MEDICINE CABINET
WITH OR WITHOUT LIGHT BRIDGE*



Mirror



Medicine cabinet 1 to 3 doors



MEDICINE CABINET

INTERIOR



Adjustable glass shelves inside.

*LIGHT BRIDGE

LED lighting

4000K - neutral white

24V transformer

AUXILIARY MEDICINE CABINET (without lighting)

INTERIOR



1 adjustable glass shelf included.

QUADRA+ Monochrome

VANITY



2 DRAWERS

$\frac{5}{8}$ " thick visible edges on the front.

2 metal legs.

DRAWER AND HARDWARE

Drawers in charcoal gray melamine with metal sides.

Full extension invisible slides with quiet soft-closing mechanism.

Load capacity 35 kg.

KCMA and BIFMA certified hardware.

LINEN CABINET



2 DOORS LINEN CABINET WITH NICHE, SINGLE OR DOUBLE

1 adjustable shelf in each section. 2 metal legs.



1 DOOR LINEN CABINET

1 fixed shelf. 4 adjustable shelves. 2 metal legs.



2 DOORS DOUBLE LINEN CABINET

1 fixed shelf. 4 adjustable shelves. 2 metal legs.

MIRROR OR MEDICINE CABINET, WITH METALLIC ACCENT,
WITH OR WITHOUT LIGHT BRIDGE*



Mirror



Medicine cabinet 1 to 3 doors



MEDICINE CABINET

INTERIOR



Adjustable glass shelves inside.

*LIGHT BRIDGE

LED lighting

4000 K - neutral white

24V transformer

AUXILIARY MEDICINE CABINET (without lighting) and METALLIC ACCENTS

INTERIOR



1 adjustable glass shelf included.

Available in 3 finishes:

Chrome

Matte black

Matte white



BLOK 2-tones or monochrome

VANITY



2 drawers



3 drawers

Top: 1 fixed front panel with 2 small drawers on each side

Bottom: 1 large drawer



2 OR 3 DRAWERS

$\frac{5}{8}$ " thick visible edges on the front.

Finger grip.

DRAWER AND HARDWARE

Drawers in charcoal gray melamine with metal sides.

Full extension invisible slides with quiet soft-closing mechanism.

Load capacity 35 kg.

KCMA and BIFMA certified hardware.

WALL-MOUNT LINEN CABINET



2 DOORS LINEN CABINET

4 adjustable shelves.



Drawer with laundry basket option A-136-LM (3 adjustable shelves if the option is chosen).



4 DOORS DOUBLE LINEN CABINET

4 adjustable shelves (3 adjustable shelves if the option A-136-LM is chosen).

SINGLE OR DOUBLE MEDICINE CABINET WITH OR WITHOUT LIGHT BRIDGE*

MEDICINE CABINET

INTERIOR



Medicine cabine 1 or 2 doors with
1 niche and 1 drop-down door



Medicine cabinet 1 or 2
doors with 2 niches



Adjustable glass shelves inside.



*LIGHT BRIDGE

LED lighting

4000K - neutral white

24V transformer

AUXILIARY MEDICINE CABINET (without lighting)

INTERIOR



1 adjustable glass shelf included.

1 drop-down door at the bottom.

AXIS Monochrome

VANITY



2 DRAWERS

Without visible edge on the front.

DRAWER AND HARDWARE

Drawers in charcoal gray melamine with metal sides.

Full extension invisible slides with quiet soft-closing mechanism.

Load capacity 35 kg.

KCMA and BIFMA certified hardware.

WALL-MOUNT LINEN CABINET



1 DOOR LINEN CABINET

1 fixed shelf. 4 adjustable shelves.



2 DOORS DOUBLE LINEN CABINET

1 fixed shelf.
4 adjustable shelves.



MEDICINE CABINET WITH OR WITHOUT LIGHT BRIDGE*



Medicine cabinet 1 or 2 doors without shelf



Medicine cabinet 1 or 2 doors with shelves



MEDICINE CABINET

INTERIOR



Adjustable glass shelves inside.

*LIGHT BRIDGE

LED lighting
4000K - neutral white
24V transformer

AUXILIARY MEDICINE CABINET (without lighting)

INTERIOR



1 adjustable glass shelf included.

Dressing table version, see page 20.

AXIS Monochrome

DRESSING TABLE

TOP



2 adjustable glass shelf included.

1 mirror on each door and a fixed mirror in the center.

Interior LED lighting activated by doors opening.

COMPARTIMENTED DRESSING TABLE

INTERIOR



With GFCI outlet (with USB-A and USB-C ports)

A-127-B (Black) or A-127-W (White)

Specify the finish in the purchase order.

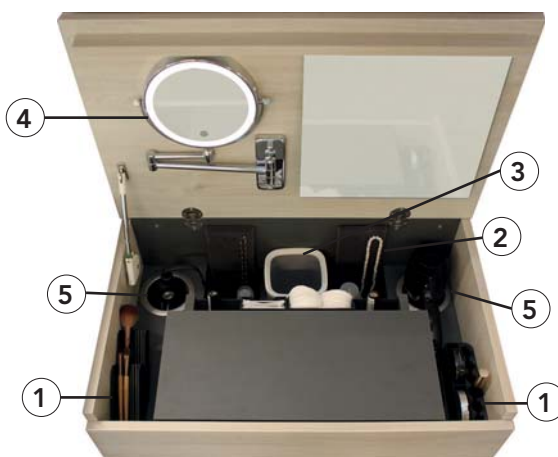
BENCH



Bench with padded vinyl cushion.

Integrated storage niche.

Bench on wheels.



1. 2 cosmetic compartments
2. 2 jewellery compartments and 2 necklace holders
3. Integrated waste basket on the back
4. 1x/5x magnifying mirror:
 - Dimmable LED lighting
 - Warm, neutral and cool lighting color
5. Hairbrush/curling iron holder

VANITY



OBE - 1 drawer



QUADRA - 1 drawer

DRAWER AND HARDWARE

Drawers in charcoal gray melamine with metal sides.

Full extension invisible slides with quiet soft-closing mechanism.

Load capacity 35 kg.

KCMA and BIFMA certified hardware.

MIRROR

MIRROR WITH OR WITHOUT LIGHT BRIDGE



Round mirror with light bridge, shelf and curved towel bars (available in chrome, matte black and white).

White LED backlight.

Can be controlled by a standard lighting switch or dimmer (not included).



Rectangular mirror with shelf and straight towel bars.

White LED backlight.

Can be controlled by a standard lighting switch or dimmer (not included).



RGB (multicolor) + White A-148 available option (see p. 28).

- Can be switched off or on with a lighting switch
- Not compatible with a standard dimmer
- Intensity and color controlled using IOS or Android Tuya mobile app

COUNTERTOP AND SINKS

1 ¼" VANITY TOP IN UNIMAR 3.0

5 widths available

Depth: 19 ⅝"

Matte white oval overflow

Single hole or 8" cc

Choice of the 2 sinks below

WARNING: Any other vanity top model can compromise the interior storage. Additional fees may apply if vanity needs to be modified.



EDGE with overflow

U-00
White



MIO with overflow

U-00
White

Sink in PureSolid white PS-00
Horizontal overflow without trim
Available in 2 sinks version (combine 2 single vanities)

¾" QUARTZ COUNTERTOP WITH UNDERMOUNT SINK

WARNING: Any other sink model can compromise the interior storage. Additional fees may apply if vanity needs to be modified. A surcharge applies for using a sink from another manufacturer.



OBE with overflow

PS-00
White



MOMENTO with overflow

PS-00
White



OBE 36 with overflow*

PS-00
White



MOMENTO 36 with overflow*

PS-00
White

*Available only for 48" vanity. Possibility to install 2 faucets (18" cc).



COUNTERTOP AND SINKS

¾" QUARTZ COUNTERTOP WITH VESSEL

Vessel sink in PureSolid white PS-00

WARNING: Any other vessel sink model can compromise the interior storage. Additional fees may apply if vanity needs to be modified. A surcharge applies for using a sink from another manufacturer.



Semi-recessed DREAM

PS-00
White



MOMENTO with faucet deck

PS-00
White



Semi-recessed MUSE

PS-00
White



O with faucet deck

PS-00
White



Semi-recessed SWEET

PS-00
White




Above counter SWEET

PS-00
White

OPTIONS - VANITY

A-146 LAMINATED BIRCH DRAWER

Dovetail drawers.



A-144 LAMINATED BIRCH DIVIDERS

For bottom drawer and **only** if A-146 opposite option is chosen.



A-142 STAINLESS STEEL FLAT IRON HOLDER

Protective tray (A) to protect the countertop from heat.

Storage holder (B) to store the flat iron.

Available **only** if A-146 option is chosen. Not available with OBE 2-drawer vanity.



LAUNDRY BASKET



Metal



Laminated birch

A-136-LM LAUNDRY BASKET metal drawer

A-136-LW LAUNDRY BASKET laminated birch drawer

Removable basket with velcro and handles, easy to transport, hidden behind the bottom panel.

100% cotton. Machine washable - see washing instructions on the label.

Important: If A-136: horizontal bottom front handle.

GFCI OUTLET




OBE, QUADRA or QUADRA+*



OBE, lateral niche



QUADRA, QUADRA+ or AXIS



BLOK

GFCI OUTLET with USB-A and USB-C ports

A-127-B Black

A-127-W White

Built-in shutter mechanism on the side of linen cabinet. Right or left except in the case of OBE linen cabinet with lateral niche (the socket is always on the side of the niche). Clipable wall plate.

*6" less deep niche to hide the socket box.

OPTIONS - MIRROR AND MEDICINE CABINET

AM-101 MOOD LIGHTING UNDER MEDICINE CABINET

LED lighting located under the medicine cabinet.
Activated by a motion detector.

Important: Available only when there is light bridge.



GFCI OUTLET with USB-A and USB-C ports **A-127-B Black** **A-127-W White**

Always located on opposite side of the hinges.

Clipable wall plate.



OBE



QUADRA and
QUADRA+



BLOK



AXIS

A-24 INTERIOR MIRROR in the back of door

Height: 24". Width: 3" less than the door.


Note that the addition of 2 interior mirrors allows a 360° view.



A-148 RGB (MULTICOLOR) + WHITE LED BACKLIGHT

LED backlight around the round or rectangular mirror which provides both color ambient lighting and white lighting.

- Can be switched off or on with a lighting switch
- Not compatible with a standard dimmer
- Intensity and color controlled using IOS or Android Tuya mobile app



1151 De la Piniere Blvd
Terrebonne (Qc) Canada J6Y 0P3
450.471.4447 – 1.800.921.9508

MADE IN QUEBEC, CANADA



www.vanico-maronyx.com



IMAGES (cover page)

CONTEMPORARY

Melamine Arizona M-5AE-T
Countertop: Quartz Zenith white Q-ZEN

FRAME

Wood Cigar maple WM-126-TC
Countertop and backsplash: Quartz Organic white Q-4600

SHAKER with deluxe toe-kick

Custom satin lacquer
Countertop: PURESOLID White PS-00

ELEGANCE with Elegance deluxe toe-kick

Satin lacquer Clay L-93
Countertop and backsplash: Quartz Trevi Q-TRE

TECHNICAL SUPPORT

(450) 471-4447 | 1 800 921-9508, ext. 710
quote@vanico-maronyx.com | www.vanico-maronyx.com

Note: Vanico-Maronyx reserves the right to change without notice a technical feature, a component or a manufacturing aspect, as deemed necessary.

INDEX

4 STYLES

04	CONTEMPORARY
05	TRANSITIONAL FRAME 45°
06	TRANSITIONAL SHAKER 90°
07	TRANSITIONAL ELEGANCE 45°

FEATURES

08	HANDLES, MATERIALS AND FACADES
09	VANITY
10	VANITY TOP, SINK AND COUNTERTOP
12	MIRROR AND MEDICINE CABINET
16	LINEN CABINET
18	DRESSING TABLE

*DIMENSIONS AND PURCHASE ORDER:
see price list p. 24 to 28*

4 STYLES

CONTEMPORARY



Arizona melamine M-5AE-T with Zenith white quartz Q-ZEN countertop

Head




straight

Medicine cabinet doors



full size mirror

Doors & facades



straight


4 STYLES

TRANSITIONAL FRAME 45°




Cigar maple wood WM-126-TC with Organic white quartz Q-4600 countertop and backsplash

Head




straight with delicate molding

*Medicine
cabinet doors*



3/4" offset mirror

Doors & facades



thin frame 45°


4 STYLES

TRANSITIONAL SHAKER 90°



Custom satin lacquer with PURESOLID vanity top
Vanity and linen cabinet with optional deluxe toe-kick

Head



3" high with cornice and delicate molding

Medicine cabinet doors



with framing

Doors & facades



shaker 90°

4 STYLES

TRANSITIONAL ELEGANCE 45°



Clay satin lacquer L-93 with Trevi quartz Q-TRE countertop and backsplash
Vanity and linen cabinet with optional deluxe Elegance toe-kick

Head



3" high with cornice and crown molding

Medicine cabinet doors



with framing

Doors & facades



elegance 45°

HANDLES, MATERIALS & FACADES

DRAWER HANDLES

1" W



P-44 MB
Matte
black



P-44 CH
Chrome



P-44 BN
Brushed
nickel

DOOR HANDLES

4 7/16" W (96 mm c.c.) - Vertically installed



P-48 MB
Matte
black




















P-48 CH
Chrome



P-48 BN
Brushed
nickel

WOOD GRAIN: On the sides and facades of all furniture, the grain is always **VERTICAL**.

FACADES

FURNITURE MATERIALS		Contemporary	Transitional			INTERIOR OF THE FURNITURE	
		STRAIGHT	FRAME	SHAKER 90°	ELEGANCE 45°		
M	Melamine		N.A.	N.A.		MELAMINE Charcoal gray	
T	Thermo			5 pieces Codes ending by -T 	1 piece Other codes 		N.A.
S	Sublime						
L	Satin lacquer						
W	Wood		WM & WB (45°) 	WM & WB (90°) 	WM & WB (45°) 		

Note: * not available for Relax green S-735-M and Ocean blue S-736-M colors

+ not available for Ocean blue S-736-M color



OPTION

A-134-S COLOR DEVELOPMENT IN SATIN LACQUER

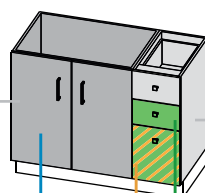
Custom color developed from a Benjamin Moore paint code. Includes the production of a sample for approval (2-3 weeks lead time). The order will be confirmed once the sample is approved.

MODELS

FULL HEIGHT

Sink module

Doors
2 small interior shelves included



A-77

A-135 or A-136

Lateral or central module

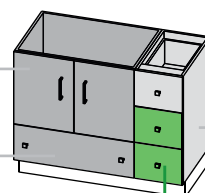
2 small drawers
1 big drawer

DYNAMIC

Sink module

Doors

1 drawer
without dividers



Lateral or central module

3 equal drawers

A-135 or A-136

HARDWARE

DRAWERS

Laminated birch drawer with dovetail

Invisible full extension slides

Soft close

DOORS

Hinges with soft and silent closing



EXTRA DELUXE TOE-KICK

Edge and legs that enhance the toe-kick



Deluxe



Deluxe Elegance

OPTIONS



A




B

A-142 FLAT IRON HOLDER

Protective tray (A) to protect the countertop from heat.

Storage holder (B) to store the flat iron.



A-77 BIRCH DRAWER WITH DIVIDERS FOR VANITY (full height doors only)

Available without dividers in the 15" and 18" door section.



A-135 WASTE AND RECYCLING BINS

2 removable deep containers hidden in a drawer module. **Important:** 1 single larger container for 9" drawer module.

With handles.

If dynamic version, 2 lower drawers combined.



A-136-M LAUNDRY BASKET

Removable basket with velcro and handles, easy to transport, hidden behind the bottom panel.

100% cotton, machine washable.

2 lower drawers combined.

ONE-PIECE PURESOLID VANITY TOP

WARNING: Any other sink model can compromise the interior storage. Additional fees may apply if vanity needs to be modified.

PS

½" one-piece vanity top in PureSolid
22" depth

Choice of the 6 vanity tops below.

Optional backsplash in PureSolid (separate from the vanity top).

Horizontal overflow without trim.



PS-00
White

BAHIA - overflow in front



PS-00
White

DELPHES - overflow



PS-00
White

MOMENTO - overflow in front



PS-00
White

MUSE - overflow in front



PS-00
White

OBE - overflow



PS-00
White

PLAZA 21 - overflow

***CHROME, MATTE BLACK OR WHITE OVERFLOW INCLUDED**

Available for undermount sinks in porcelain only.

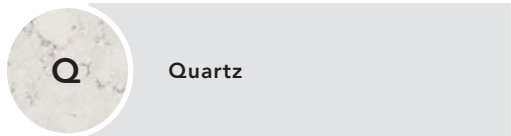


Note: The overflow finish of the undermount sinks in porcelain will be the same color as the handle finish or white (see table opposite).

Handle finish	Overflow finish
Chrome	Chrome
Black	Black
Brushed nickel	White

3/4" QUARTZ COUNTERTOP WITH UNDERMOUNT SINK

WARNING: Any other sink model can compromise the interior storage. Additional fees may apply if vanity needs to be modified.
A surcharge applies for using a sink from another manufacturer.



Undermount sinks: in PureSolid (horizontal overflow without trim) or in porcelain (round overflow with trim).
22" depth.
Optional backsplash in quartz.

PURESOLID



PS-00
White

BAHIA - overflow in front



PS-00
White

DELPHES - overflow



PS-00
White

DREAM - overflow



PS-00
White

MOMENTO - overflow in front



PS-00
White

MUSE - overflow in front



PS-00
White

OBE - overflow



PS-00
White

PLAZA 21 - overflow

PORCELAIN



00
White

96
Biscuit

OVO - overflow in front (*see page 10)



RECTO - overflow in front (*see page 10)



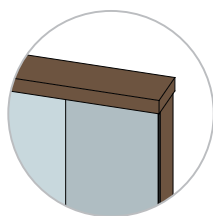
00
White

VERSA - overflow in front (*see page 10)

Aligned mirror and medicine cabinets



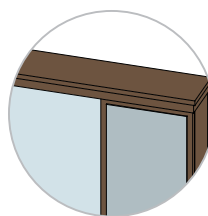
HEAD DESIGN ACCORDING TO STYLE



Contemporary

1 7/8" H thin head

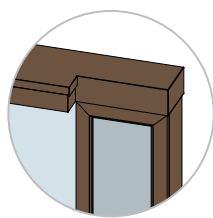
Only one depth



Transitional - Frame

1 7/8" H thin head

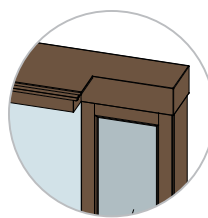
Only one depth



Transitional - Shaker

3" H header

2 depths: Cornice above the mirror



Transitional - Elegance

3" H header

2 depths: Cornice above the mirror

GENERAL FEATURES



① MAIN SECTION above the sink

Flat mirror
2 or 4 recessed lights depending of the length

③ EXTENDED MEDICINE CABINET above the toilet

2 hinged doors
2 adjustable glass shelves inside

② LATERAL MEDICINE CABINET

1 hinged door
2 adjustable glass shelves inside



LED RECESSED LIGHTS

Matte black, chrome or brushed nickel finish.

The transformer can be controlled by a wall dimmer (not included).

350 mA per recessed light.

Color temperature selector (when installing):



Temperature	Tint	Lighting	Effect
3000°K	Warm	Warm for a calm atmosphere	Gives a reddish tint
4000°K	Neutral	Functional and closest to daylight	Does not alter colors so ideal to put make-up
5000°K	Cool	Powerful and energizing	Gives a bluish tint

MEDICINE CABINET

MEDICINE CABINET INTERIORS

Adjustable glass shelves



Standard



With A-ESS option kit



With A-BBD option kit

EXTENDED MEDICINE CABINET above the toilet

With head and mirror
Attached installation of the furniture
2 adjustable glass shelves inside



AUXILIARY MEDICINE CABINET above the toilet

Without head and mirror
Detached installation of the furniture
2 adjustable glass shelves inside



A-ESS GFCI OUTLET, SOAP DISPENSER AND SHELF KIT

- BLACK OR WHITE GFCI OUTLET WITH USB-A AND USB-C PORTS
Clipable plate without screw.
- AUTOMATIC SOAP DISPENSER
For foaming soap only. Capacity: 350 ml. Easily removable for top filling.
Powered by 4 AA batteries (not included). 1 year warranty.
- STAINLESS STEEL SHELF

Important: Cannot be combined with A-BBD option in the same medicine cabinet.



A-BBD TOWEL BAR AND TOOTHBRUSH HOLDER KIT

- STAINLESS STEEL TOWEL BAR installed in the door
- HOLDER/STERILIZER FOR TOOTHBRUSH & TOOTHPASTE DISPENSER
Ultraviolet sterilization. Infrared sensor for activation. Push for toothpaste.
USB rechargeable lithium-ion battery (wire included). 1 year warranty.
- STAINLESS STEEL SHELF (not available in 9" medicine cabinet).



A-139 LOCKED COMPARTMENT

To keep medicine out of children's reach.

Half glass shelf.

For 1 or 2 doors (extended medicine cabinet) section. In a 2 doors section, the compartment takes the width of a single door.



GFCI outlet with USB-A and USB-C ports

**A-227-B Black or
A-227-W White**

Important: Only available in medicine cabinet and cannot be combined with the A-BBD or A-ESS kit.



A-24 INTERIOR MIRROR in the back of door

Order one A-24 mirror per door.

LINEN CABINET

SINGLE



DOUBLE



Contemporary

Right or left opening
4 adjustable melamine shelves



Frame



Shaker



Elegance



EXTRA
DELUXE TOE-KICK



EXTRA
ELEGANCE
DELUXE TOE-KICK

OPTIONS



A-136-LW LAUNDRY BASKET

Removable basket with velcro and handles, easy to transport, hidden behind the bottom panel.

100% cotton

Machine washable



GFCI OUTLET on the side with USB-A and USB-C ports

A-227-B Black

A-227-W White

Clipable plate

Inside the linen cabinet, a stainless steel box hides the outlet.

HORIZONTAL LINEN CABINET above washer and dryer


1 adjustable melamine shelf



Contemporary



Frame



Shaker 90°



Elegance

DRESSING TABLE



Detached installation shown: Dressing table **top** 27"

Dressing table **bottom** 36" (section under drawer always 27")

See page 20 for attached installation.

Ultra-functional and versatile dressing table. It can be installed in the bathroom, bedroom or walk-in closet.

Important: Top must be sold with dressing table bottom.

► ULTRA-FUNCTIONAL TOP

Available for attached or detached installation to bathroom furniture.

► BOTTOM

Quartz or PureSolid countertop

Available for attached or detached installation to bathroom furniture.

The part under the drawer hides the waste basket and the wires of the appliances.

ALSO AVAILABLE



Mirror with light bridge

BENCH ON WHEELS



Bench with padded vinyl cushion




Opening for additional storage


UPPER SECTION - FEATURES AND INCLUDED ACCESSORIES



Efficient lateral lighting activated by doors opening
Full width mirror in the back and on each door for a 360° view
2 adjustable and one fixed glass shelves



1. Waste chute
2. Stainless steel hair dryer holder
3. Wire storage
4. Stainless steel hairbrush/curling iron holder
5. Stainless steel flat iron holder
6. Magnetic bar
7. 1x/5x magnifying mirror with extendable arm:
 - LED lighting with 3 colors available (warm white, natural white and cold white)
 - 30 min timer
 - Adjustable intensity
 - Rechargeable with USB-C cable (included)
8. Small shelf



Cosmetic divider installed behind each door

LOWER SECTION - FEATURES AND INCLUDED ACCESSORIES



- 1 Removable waste basket under the waste chute of the dressing table upper section*.
*Not included if the bottom is sold without the upper section.
- 2 GFCI outlet with USB-A and USB-C ports
A-127-B Black or
A-127-W White
- 3 Additional storage.



Drawer with adjustable and removable dividers.



▲ **ESSENTIA transitional with FRAME facades**

Dynamic vanity in Cigar maple wood WM-26-TC

Countertop and backsplash in Organic white quartz Q-4600

Mirror/medicine cabinet



▲ **ESSENTIA transitional with ELEGANCE facades**

Dynamic vanity with toe-kick in Artic grey sublime S-713-M

Countertop and backsplash in Tramontana quartz Q-TRA

Mirror/medicine cabinet and attached dressing table at the center



1151 De la Piniere Blvd
Terrebonne (Qc) Canada J6Y 0P3
450.471.4447 – 1.800.921.9508

MADE IN QUEBEC, CANADA



www.vanico-maronyx.com



CONSOLE SERIES



GALA collection | Satin lacquer Spruce L-70



STILETTO collection |
Suro birch WB-153-TC



RENDEZ-VOUS collection |
Wood Cigar maple WM-126-TC

INDEX



TUXEDO collection |
Satin lacquer White L-90

DESIGN FEATURES of the 4 collections

04	GALA
06	RENDEZ-VOUS
08	STILETTO
10	TUXEDO

COMMON FEATURES of the 4 collections

12	MATERIALS AND COLORS
13	VANITY
14	COUNTERTOP, BACKSPLASH AND SINK
18	MIRROR AND MEDICINE CABINET
20	LINEN CABINET AND AUXILIARY MEDICINE CABINET

DIMENSIONS: see price list booklet


Note: Vanico-Maronyx reserves the right to change without notice a technical feature, a component or a manufacturing aspect, as deemed necessary.

TECHNICAL SUPPORT

(450) 471-4447 | 1 800 921-9508, ext 710

quote@vanico-maronyx.com | www.vanico-maronyx.com

CONSOLE GALA



Satin lacquer Spruce L-70


The warmth of the wood and the modern satin lacquer
create a unique contemporary piece of furniture.

Handle



- Dark brass
- Matte black
- Chrome

Mirror/medicine cabinet



sides with curves similar to the legs

Countertop



rounded on the front

Leg



harmonized with other curved elements

Backsplash



with curved corners that enhance the look

CONSOLE RENDEZ-VOUS



Wood Cigar maple WM-126-TC

Furniture with a classic design
enhanced by elegant handles.

Handle



- Brushed nickel
- Brushed gold
- Matte black
- Chrome

Crown molding



subtly molded

Facade



straight

Leg




straight and sleek

Backsplash



with straight lines

CONSOLE STILETTO



Suro birch WB-153-TC


The Stiletto furniture charms with the refined elegance of its delicate curves.

Handle



perfectly harmonized

Crown molding



delicate

Facade



transitional assembled in 45°

Leg



slightly curved

Backsplash



stylized

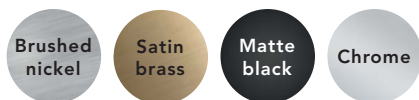
CONSOLE TUXEDO



Satin lacquer, custom color (Benjamin Moore Stained Glass CSP-685), straight facade

With the fineness of its lines, the Tuxedo furniture is a sign of elegance and chic.

Handle



with angular shapes

Mirror/medicine cabinet



with beveled edges

Facade



straight

Leg



angled profile

Design



refined lines

MATERIALS AND COLORS

	FURNITURE EXTERIOR	INTERIOR OF THE FURNITURE IN MELAMINE
W	WM-TC Maple wood WB-TC Birch wood	Charcoal gray
L	Satin lacquer	Charcoal gray

DRAWERS AND HARDWARE



DRAWERS

Laminated birch dovetail drawers.

Hettich QuadroYOU concealed full extension invisible slides with quiet soft-closing mechanism.



DOORS

Hinges with quiet soft-closing mechanism.



OPTION

A-134-S COLOR DEVELOPMENT IN SATIN LACQUER

Custom color developed from a Benjamin Moore paint code. Includes the production of a sample for approval (2-3 weeks lead time). The order will be confirmed once the sample is approved.



UPPER DRAWER WITH DIVIDERS INCLUDED*

Birch laminated dividers with delimited opening for the drain.

*Rendez-vous: fixed upper facade without drawer.



BOTTOM DRAWER WITHOUT DIVIDERS*

Dividers available in option (see A-144 below).

*Rendez-vous: dividers included in the bottom drawer.

OPTIONS - FOR BOTTOM DRAWER

A-142 FLAT IRON HOLDER

Stainless steel protective tray - To protect the countertop from heat.

Stainless steel flat iron holder - To store the flat iron and the protective tray.

Protective tray



Storage holder



A-144 BOTTOM DRAWER DIVIDERS

In laminated birch.

Note: Already included in Rendez-vous collection.



COUNTERTOP AND BACKSPLASH



$\frac{3}{4}$ " quartz countertop
 $2\frac{1}{8}$ " deep

4" H quartz backsplash, choice of 3 corner cut-outs.



Stylized



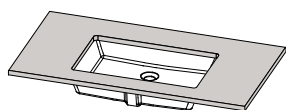
Curved



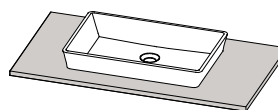
Straight

SINK TYPES OFFERED

UNDERMOUNT SINK, P. 15-16



VESSEL ON COUNTERTOP, P. 17



Note: The MUSE sink is illustrated as an example. Other models of sinks are available.

UNDERMOUNT SINK

WARNINGS: Any other sink model can compromise the interior storage. Additional fees may apply if vanity needs to be modified. | A surcharge applies for using a sink from another manufacturer.

Undermount sinks: in PureSolid (horizontal overflow without trim) or in porcelain (round overflow with trim).

CHOICES FOR ALL COLLECTIONS

PURESOLID



DREAM with overflow - Not available with 25 1/4" cabinet.

PS-00
White



MOMENTO with overflow

PS-00
White



MUSE with overflow - Not available with 25 1/4" cabinet.

PS-00
White



OBE with overflow

PS-00
White



PLAZA 21 with overflow

PS-00
White

PORCELAIN



VERSA with overflow (*see page 16)

00
White

UNDERMOUNT SINK

ADDITIONAL CHOICES FOR RENDEZ-VOUS COLLECTION ONLY

PURESOLID



BAHIA with overflow

PS-00
White

PORCELAIN



OVO with overflow (*see below)

00
White

96
Biscuit



RECTO with overflow (*see below)
Not available with 25 1/4" cabinet.

00
White

96
Biscuit

*CHROME, MATTE BLACK OR WHITE OVERFLOW INCLUDED

Available for undermount sinks in porcelain only.



Note: The overflow finish of the undermount sinks in porcelain will be the same color as the handle finish (see table opposite).

Handle finish	Overflow finish
Chrome	Chrome
Black	Black
Brushed nickel	White
Satin brass	White

VESSEL SINK ON COUNTERTOP

WARNINGS: Any other sink model can compromise the interior storage. Additional fees may apply if vanity needs to be modified. | A surcharge applies for using a sink from another manufacturer.

PURESOLID - CHOICES FOR ALL COLLECTIONS



Above counter SWEET vessel

PS-00
White



O vessel with faucet deck

PS-00
White



Semi-recessed SWEET vessel

PS-00
White



Semi-recessed DREAM vessel

PS-00
White



Semi-recessed MUSE vessel

PS-00
White



MOMENTO vessel with faucet deck

PS-00
White

MIRROR AND MEDICINE CABINET

Choice among the 3 options below. Sides and crown moldings vary according to the collection, see p.4 to 11.



Mirror



RECESSED medicine cabinet
1 to 3 doors

*In case of constraint during installation, the recessed medicine cabinet can be converted into a surface-mounted. See option p.19



SURFACE-MOUNTED medicine cabinet
1 to 3 doors



LED lighting with built-in diffuser on each sides (4000K, neutral white, 24V transformer).



2 adjustable glass shelves.



The medicine cabinet with 3 doors is divided into 2 sections.

TRANSFORMER FOR DIMMABLE LIGHTING INCLUDED

The transformer can be connected with any standard dimmer, not included, to vary the intensity of lighting.




OPTIONS



A-20 INTERIOR MIRROR in the back of medicine cabinet

Mirror in the back available for 1 to 3 doors medicine cabinet.



A-145 4-PIECES KIT TO CONVERT A RECESSED MEDICINE CABINET INTO A SURFACE-MOUNTED

In case of constraint during installation, this 4-pieces kit allows to convert a recessed medicine cabinet into a surface-mounted medicine cabinet.

HALF-LINEN CABINET with quartz top



Gala



Rendez-vous



Stiletto
2 doors.
Upper door with
frosted glass.



Tuxedo



3 to 4 shelves
depending on the
collection.

AUXILIARY MEDICINE CABINET above the toilet

Includes 1 adjustable glass shelf.



Gala
Upward opening.



Rendez-vous



Stiletto



Tuxedo
Upward opening.



1151 De la Piniere Blvd
Terrebonne (Qc) Canada J6Y 0P3
450.471.4447 – 1.800.921.9508

MADE IN QUEBEC, CANADA



www.vanico-maronyx.com



MINI SERIES

IMAGES (cover page)

1 MINI-12

Bleu notte sublime S-771-M with recessed medicine cabinet and medicine-linen cabinet.
MINI-12 vanity top in PURESOLID White PS-00 with AXI 100 faucet.

2 MINI-16

Sand melamine M-2015-T with medicine cabinets.
MINI-16 double vanity top in PURESOLID White PS-00.

3 MINI-18

Vanity in Oiled walnut wood WW-201-C and linen cabinet in Artic grey sublime S-713-M.
Countertop in Frozen terra Trend quartz Q-4601.

4 MINI CONSOLE PureSolid

Oiled walnut wood WW-201-C with mirror and full height medicine cabinet.
MINI-12 vanity top in PURESOLID White PS-00 with backsplash and AXI 100 faucet.

5 MINI CONSOLE quartz

Ebony birch wood WB-154-TC with medicine cabinets and full height medicine cabinet.
Countertop in Organic white quartz Q-4600 and MINI undermount sinks.

TECHNICAL SUPPORT

(450) 471-4447 | 1 800 921-9508, ext. 710

quote@vanico-maronyx.com | www.vanico-maronyx.com

Note: Vanico-Maronyx reserves the right to change without notice a technical feature, a component or a manufacturing aspect, as deemed necessary.

INDEX

PRESENTATION OF VERSIONS

04	MINI-12
05	MINI-16
06	MINI-18
07	MINI CONSOLE PureSolid
08	MINI CONSOLE quartz

FEATURES

09	GENERAL FEATURES
10	VANITY
13	MIRROR AND MEDICINE CABINET
14	RECESSED MEDICINE CABINET AND AUXILIARY MEDICINE CABINET
15	FULL HEIGHT MEDICINE CABINET
16	LINEN CABINET
17	VANITY TOP AND SINK
19	BACKSPLASH AND FAUCET

DIMENSIONS AND PURCHASE ORDER:
see price list

MINI-12



Vanity, mirror and linen cabinet in Bleu notte sublime S-771-M
MINI-12 vanity top in PureSolid White PS-00

DESIGNED TO OPTIMIZE SMALL SPACES

- 12" deep compact vanity
- Configuration: one drawer, one or two doors
- 2" thick vanity top
- Linen cabinet with built-in door storage
- Choice of mirrors or recessed medicine cabinets




Vanity and medicine cabinets in Sand melamine M-2015-T
MINI-16 vanity top in PureSolid White PS-00
Note: double not available with doors

CREATED FOR TIGHT SPACES, THIS VERSION OFFERS A PRACTICAL
AND ELEGANT SOLUTION FOR URBAN INTERIORS.

- 16" deep vanity
- Configuration: one drawer, one or two doors
- 2" thick vanity top
- Optional toe-kick drawer
- Linen cabinet
- Choice of mirror, wall-mounted or recessed medicine cabinet

MINI-18



Vanity in Oiled walnut wood WW-201-C, linen cabinet and mirror in Artic grey sublime S-713-M
Countertop in Frozen terra Trend quartz Q-4601 and undermount sink MINI

DESIGNED FOR COMPACT SPACES, THIS VERSION MAXIMIZES
STORAGE WITHOUT COMPROMISING AESTHETICS.

- 17 ¾" deep vanity
- Configuration: two drawers, one or two doors
- Quartz countertop ¾" or ⅝" or slim ½" PureSolid vanity top
- Toe-kick drawer
- Spacious linen cabinet
- Choice of mirror, wall-mounted or recessed medicine cabinet

MINI CONSOLE PURESOLID




Console with mirror and full height med. cab. in Oiled walnut wood WW-201-C
MINI-12 vanity top in PureSolid White PS-00

**DESIGNED TO BRING CONTEMPORARY STYLE TO VERY SMALL SPACES,
THIS CONSOLE COMBINES ELEGANCE AND FUNCTIONALITY.**

- Console available in 12" or 16" depth
- Wall-mounted full height medicine cabinet
- Selection of mirrors and recessed medicine cabinets
- Ideal for sleek, compact layouts

PRESENTATION OF VERSIONS

MINI CONSOLE QUARTZ



Consoles with mirrors and full height med. cab. in Oiled walnut wood WW-201-C
Countertop in Organic white quartz Q-4600 and MINI undermount sinks

**DESIGNED TO BRING CONTEMPORARY FLAIR TO VERY SMALL SPACES,
THIS CONSOLE COMBINES CLEAN LINES WITH REFINED DETAILS.**

- Console available in 17 ¾" depth
- ¾" or ⅝" quartz countertop with undermount sink or slim ½" PureSolid vanity top, enhancing the sleek sophistication of the version
- Wall-mounted full height medicine cabinet
- Selection of mirrors and recessed medicine cabinets
- Ideal for compact layouts with a high-end aesthetic


DRAWER AND HARDWARE

Drawers in charcoal gray.

Sides in gray metal.

AvanTech YOU drawer system is distinguished by its outstanding performance, variety of designs, flexible layouts and discreet technology. Use the adjustment capabilities (vertical, lateral and tilt) to obtain reveal alignment for your front panels.

Hettich QuadroYOU concealed **full extension** invisible slides with quiet soft-closing mechanism.



MATERIALS

Furniture exterior		Interior of the furniture always in MELAMINE
M	Melamine*	Charcoal gray
S	Sublime*	Charcoal gray
W	Wood	Charcoal gray
L	Satin lacquer	Charcoal gray

*Note: not available for console and full height medicine cabinet

WOOD GRAIN

Horizontal grain

On the facade of vanity and console

Vertical grain

On everything else

HANDLES

Variable width

45 CH Chrome



OPTION

A-134-S COLOR DEVELOPMENT IN SATIN LACQUER

Custom color developed from a Benjamin Moore paint code. Includes the production of a sample for approval (2-3 weeks lead time). The order will be confirmed once the sample is approved.



VANITY



MINI-16



MINI-18

WALL-MOUNT VANITY

- MINI-12 and MINI-16 available with one drawer, one or two doors.
- MINI-18 available with two drawers or two doors.
- Full extension opening to optimize storage and functionality.

MINI-12

Depth of 12"



24" vanity with off-centered sink.



Vanity with two doors and one centered sink.



Shallow vanity of 12" for MINI-12 and 16" for MINI-16.



OPTION

A-146 LAMINATED BIRCH DRAWER

Dovetail drawer with invisible full extension slides.

MINI-16

Depth of 16"



48" vanity with two off-centered sinks.



Vanity with two doors and one centered sink.

MINI-18

Depth of 17 3/4"



Vanity with two drawers and one centered sink.



Vanity with two doors and one centered sink.

OPTION

TOE-KICK DRAWER ONLY FOR MINI-16, MINI-18 AND LINEN CABINET. NOT AVAILABLE FOR MEDICINE-LINEN CABINET

Dimensions and price on the price book p. 7

Profiled chome handle #45-CH.



The toe-kick drawer can extend under the linen cabinet.

CONSOLE

- Console under the sink **available only in wood or satin lacquer.**
- Integrated polished chrome towel bar on the front.

MINI CONSOLE PURESOLID

Depth of 12" or 16"



Console with 2" PureSolid vanity top

MINI CONSOLE QUARTZ

Depth of 17 3/4"



Console with quartz countertop and undermount sink MINI
Available with 3/4", 3/8" quartz or 1/2" PureSolid vanity top

MIRROR AND MEDICINE CABINET

High-performance vertical LED lighting of 4000 K, neutral white, with one transformer of 20W, 24V.

MIRROR WITH LIGHTING




WALL-MOUNT MEDICINE CABINET WITH LIGHTING

18" medicine cabinet with 2 adjustable glass shelves.



MEDICINE CABINET

RECESSED MEDICINE CABINET



LED lighting with diffuser hidden under the decorative lateral borders.

18" recessed medicine cabinet with two adjustable glass shelves.

TRANSFORMER FOR DIMMABLE LIGHTING INCLUDED

The transformer can be connected with any standard dimmer, not included, to vary the intensity of lighting.



AUXILIARY MEDICINE CABINET



- Opening door with soft close mechanism.
- Two adjustable glass shelves.

FULL HEIGHT MEDICINE CABINET

- 13½" wide, 8½" deep.
- **Attention:** available only in wood or satin lacquer.
- 5 mm mirror on a full height door.
- Solid wood decorative border serves also as handle.
- Soft closing mechanism.
- 4 adjustable glass shelves and one fixed shelf.
- GFCI option available, see p. 16.



LINEN CABINET

MEDICINE-LINEN CABINET



Right or left hinges.

- This medicine-linen cabinet has a medicine cabinet in the door. The bottom section is deeper, can be used as linen cabinet for towels
- Depth: 12".
- 1 stainless steel rail per shelf in the door to hold objects in place.
- 5 melamine shelves, 4 are adjustable.
- 4 shelves in the door, medicine cabinet section.
- Chrome handle #45-CH included.
- Soft closing mechanism.
- GFCI available, see below.

LINEN CABINET



- For MINI-16 and MINI-18
- Wall-mount linen cabinet.
- Depth: 16".
- 5 melamine shelves, 4 are adjustable.
- Chrome handle #45-CH included.
- Soft closing mechanism.
- GFCI available, see below.
- Toe-kick drawer available.

OPTIONS

GFCI outlet with USB-A and USB-C ports

Screwless plate with built-in shutter mechanism. Installed on the side of the linen cabinet.

A-127-B (Black)

A-127-W (White)



TOE-KICK DRAWER

For a floor-mount linen cabinet, the toe-kick is a storage drawer. See picture p.11 and price on the price book p.7.

PS

2" one-piece vanity top in
PureSolid PS-00 White

Round overflow with chrome trim.

CAUTION: Any other vanity top can compromise the interior storage.
Additional fees may apply if vanity needs to be modified.

MODELS AND AVAILABLE WIDTHS

MINI-12

Finished of 4 sides
12" deep



Right or left off-centered sink
18", 24", 30"



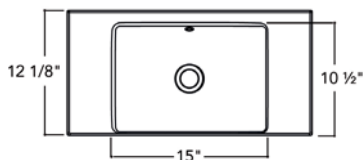
Centered sink
24", 30", 36", 42", 48"



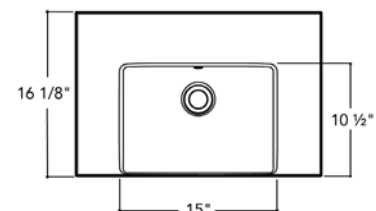
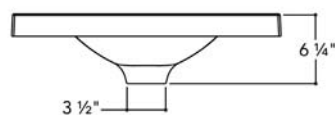
Two off-centered
sinks
48"

MINI-16

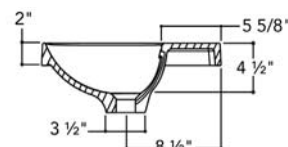
Finished of 4 sides
16" deep



Front view



Side view



PURESOLID VANITY TOP AND 3/4" QUARTZ COUNTERTOP WITH UNDERMOUNT SINK

For MINI-18 and MINI CONSOLE pureSolid and quartz

PS

1/2" one-piece vanity top
in PureSolid white PS-00
17 3/4" deep



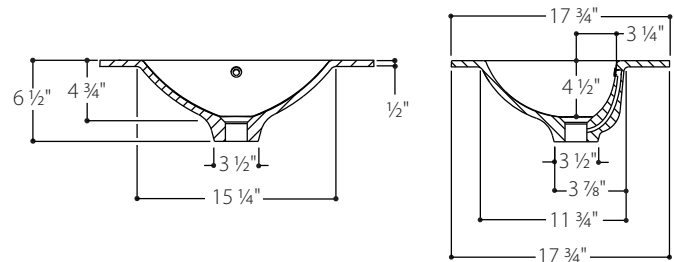
MINI with overflow

PS-00
White

Round overflow with chrome trim

Optional backsplash in PureSolid or quartz

CAUTION: Any other vanity top sink can compromise the interior storage. Additional fees may apply if vanity needs to be modified.



Q

3/4" quartz or 3/8" thin quartz



MINI with overflow

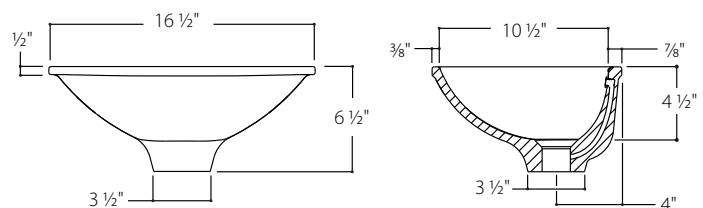
PS-00
White

Available only for MINI-18 and MINI CONSOLE quartz.

Undermount sink in PureSolid.

Round overflow with chrome trim.

CAUTION: Any other sink can compromise the interior storage. Additional fees may apply if vanity needs to be modified. A surcharge applies for using a sink from another manufacturer.



1/2" thick backsplash in PureSolid or 3/4" in quartz, 4" high (without drilling).



1/2" thick backsplash in PureSolid or 3/4" in quartz, 13" high.

Backsplash drilling included only with the purchase of a VANICO-MARONYX wall-mount faucet.



OPTION

PRE-INSTALLED WALL-MOUNT FAUCETS FOR MINI-12 AND MINI-18 VANITY TOPS ONLY

Choice of 4 models with 30" flexible hoses for easy hook-up.

Included:

Pre-installation fees and flexible hoses.

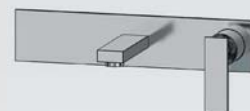
Round 1 1/4" pop-up drain with overflow.

Solid brass faucet with high quality plating, equipped with LAMINAR anti-splash aerator. Single lever always right handed. Life limited warranty to the first purchaser.

FOR MINI-12

FLO 100

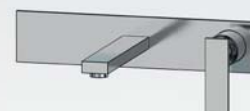
AXI 100



FOR MINI-18

FLO 175

AXI 175



Finishes:

CH: Polished chrome
BN: Brushed nickel

Price: page 14 on the
price book.



1151 De la Piniere Blvd
Terrebonne (Qc) Canada J6Y 0P3
450.471.4447 – 1.800.921.9508

MADE IN QUEBEC, CANADA



www.vanico-maronyx.com